



JOE G. TEDDER - TAX COLLECTOR

POLK COUNTY TAX COLLECTOR

Tourist Development Tax Distribution Information

for October 2012

| | |
|---------------|----------------|
| DISTRIBUTION: | October 2012 |
| REMITTANCE: | September 2012 |
| SALES: | August 2012 |

DISTRIBUTION INFORMATION

| REMITTANCE TYPE | DISTRIBUTION |
|----------------------------|------------------|
| Taxes Remitted for Period | \$517,033 |
| Advance Payments | \$2,799 |
| Delinquent+Penalties (All) | \$70,211 |
| Total Distribution | \$590,043 |

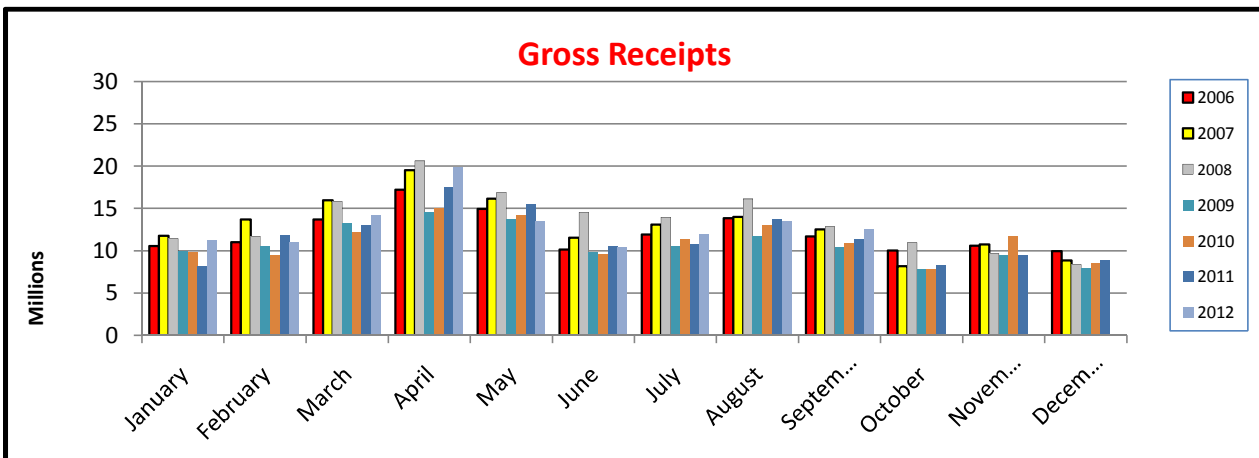
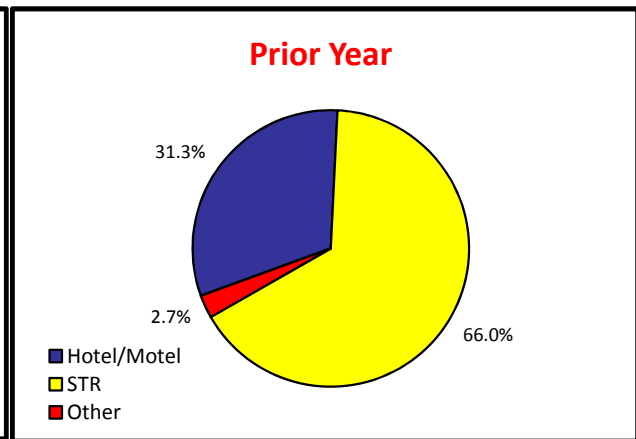
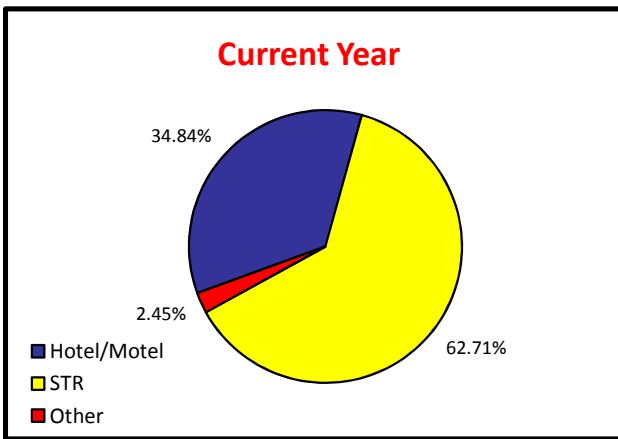
COMPARISON

| | |
|----------------------------|-----------|
| Total Distribution | \$590,043 |
| Distribution Previous Year | \$550,815 |
| Difference | \$39,228 |
| Variance | 7.1% |

ACCOUNT PERFORMANCE

| Status | PAID | UNPAID | PAID % |
|-------------|-------|--------|--------|
| This Period | 6,404 | 286 | 95.72% |
| Prior Year | 6,494 | 321 | 95.29% |

DISTRIBUTION BREAKDOWN





JOE G. TEDDER - TAX COLLECTOR

POLK COUNTY TAX COLLECTOR

Tourist Development Tax Distribution Information
for October 2012

| | |
|---------------|----------------|
| DISTRIBUTION: | October 2012 |
| REMITTANCE: | September 2012 |
| SALES: | August 2012 |

| Month | Year | Gross Receipts By Remittance Month | Taxable Receipts By Remittance Month |
|------------------|-------------|---------------------------------------|---|
| September | 2009 | 10,355,690 | 9,750,390 |
| October | 2009 | 7,798,978 | 7,018,642 |
| November | 2009 | 9,463,129 | 8,618,108 |
| December | 2009 | 7,928,419 | 7,298,994 |
| January | 2010 | 9,820,500 | 9,144,673 |
| February | 2010 | 9,472,203 | 8,867,403 |
| March | 2010 | 12,137,501 | 11,371,533 |
| April | 2010 | 14,945,277 | 13,523,121 |
| May | 2010 | 14,179,886 | 13,233,792 |
| June | 2010 | 9,608,999 | 8,952,076 |
| July | 2010 | 11,328,682 | 10,626,985 |
| August | 2010 | 12,978,909 | 12,525,611 |
| September | 2010 | 10,850,826 | 10,391,738 |
| October | 2010 | 7,783,584 | 7,189,271 |
| November | 2010 | 11,693,649 | 10,874,913 |
| December | 2010 | 8,459,667 | 7,639,759 |
| January | 2011 | 8,165,107 | 7,578,700 |
| February | 2011 | 11,851,507 | 10,563,552 |
| March | 2011 | 12,964,432 | 12,183,058 |
| April | 2011 | 17,476,767 | 16,672,114 |
| May | 2011 | 15,446,422 | 14,485,756 |
| June | 2011 | 10,577,607 | 10,021,842 |
| July | 2011 | 10,747,786 | 10,142,139 |
| August | 2011 | 13,753,306 | 13,099,284 |
| September | 2011 | 11,313,008 | 10,848,797 |
| October | 2011 | 8,210,895 | 7,705,626 |
| November | 2011 | 9,408,213 | 8,837,032 |
| December | 2011 | 8,817,273 | 8,418,299 |
| January | 2012 | 11,209,056 | 10,485,667 |
| February | 2012 | 10,981,113 | 10,523,611 |
| March | 2012 | 14,183,304 | 13,447,534 |
| April | 2012 | 19,869,292 | 18,388,406 |
| May | 2012 | 13,471,127 | 12,745,486 |
| June | 2012 | 10,416,771 | 9,866,093 |
| July | 2012 | 11,968,948 | 11,437,517 |
| August | 2012 | 13,422,432 | 12,988,215 |
| September | 2012 | 12,524,229 | 11,599,333 |