



JOE G. TEDDER - TAX COLLECTOR

POLK COUNTY TAX COLLECTOR

Tourist Development Tax Distribution Information

for May 2014

DISTRIBUTION:	May 2014
REMITTANCE:	April 2014
SALES:	March 2014

DISTRIBUTION INFORMATION

REMITTANCE TYPE	DISTRIBUTION
Taxes Remitted for Period	\$992,364
Advance Payments	\$5,091
Delinquent+Penalties (All)	-\$19,354
Total Distribution	\$978,101

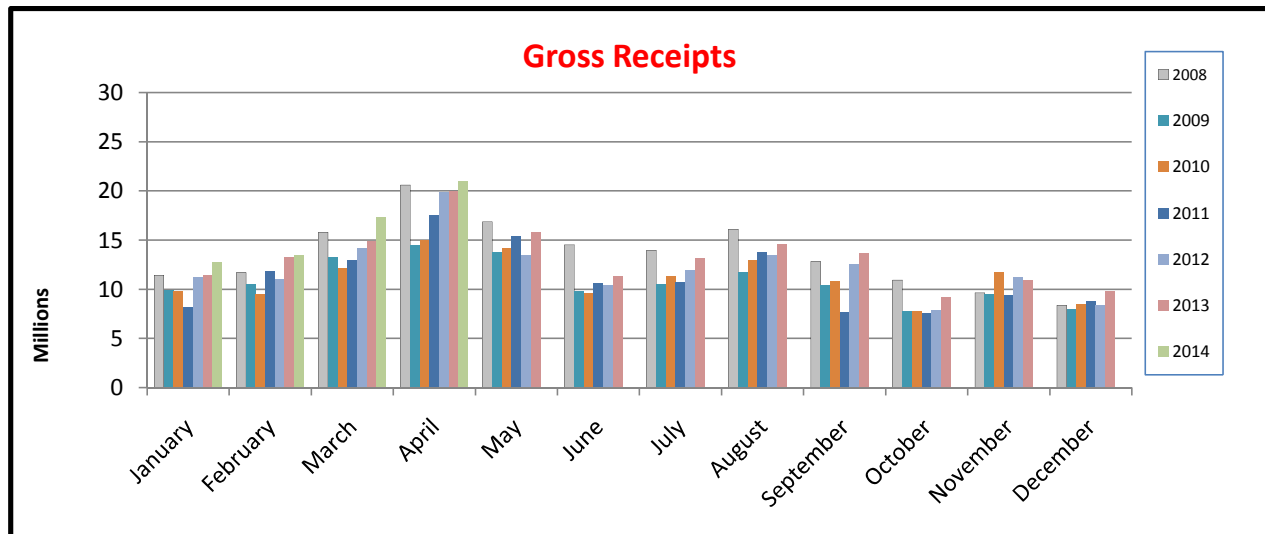
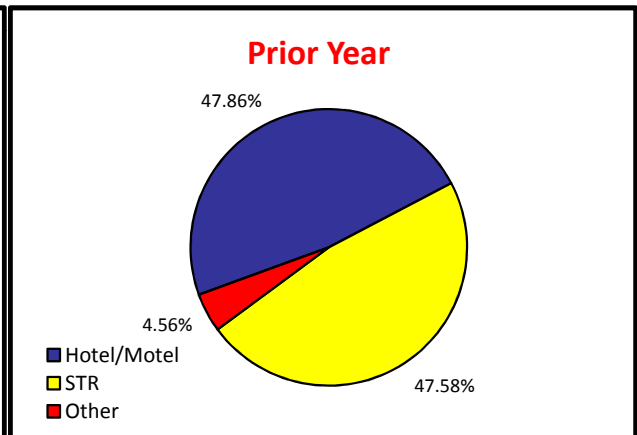
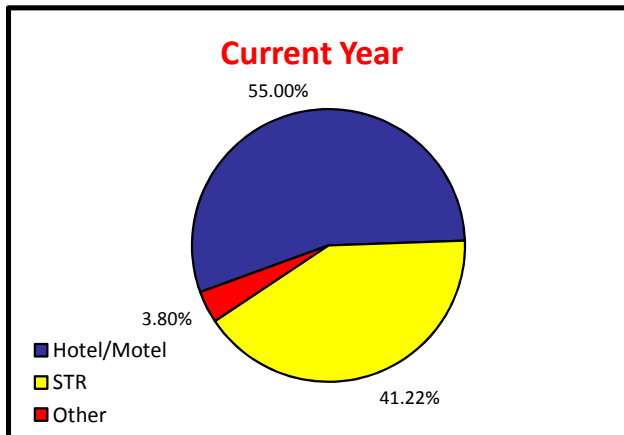
COMPARISON

Total Distribution	\$978,101
Distribution Previous Year	\$916,947
Difference	\$61,154
Variance	6.7%

ACCOUNT PERFORMANCE

Status	PAID	UNPAID	PAID %
This Period	6,125	493	92.55%
Prior Year	6,132	450	93.16%

DISTRIBUTION BREAKDOWN





JOE G. TEDDER - TAX COLLECTOR

POLK COUNTY TAX COLLECTOR

Tourist Development Tax Distribution Information
for May 2014

DISTRIBUTION:	May 2014
REMITTANCE:	April 2014
SALES:	March 2014

Month	Year	Gross Receipts By Remittance Month	Taxable Receipts By Remittance Month
April	2011	17,476,767	16,672,114
May	2011	15,446,422	14,485,756
June	2011	10,577,607	10,021,842
July	2011	10,747,786	10,142,139
August	2011	13,753,306	13,099,284
September	2011	11,313,008	10,848,797
October	2011	8,210,895	7,705,626
November	2011	9,408,213	7,639,759
December	2011	8,817,273	8,418,299
January	2012	11,209,056	10,485,667
February	2012	10,981,113	10,523,611
March	2012	14,183,304	13,447,534
April	2012	19,869,292	18,388,406
May	2012	13,471,127	12,745,486
June	2012	10,416,771	9,866,093
July	2012	11,968,948	11,437,517
August	2012	13,422,432	12,988,215
September	2012	12,524,229	11,599,333
October	2012	7,862,687	7,193,910
November	2012	11,210,021	10,617,744
December	2012	8,379,372	7,825,457
January	2013	11,423,543	10,926,836
February	2013	13,286,624	12,606,135
March	2013	14,861,244	14,052,773
April	2013	19,978,021	18,405,776
May	2013	15,775,736	15,040,424
June	2013	11,336,749	10,749,703
July	2013	13,154,825	12,579,408
August	2013	14,605,535	14,068,921
September	2013	13,636,685	13,198,027
October	2013	9,227,971	8,754,370
November	2013	10,892,640	10,255,909
December	2013	9,836,723	9,301,976
January	2014	12,722,707	12,220,231
February	2014	13,408,759	12,897,173
March	2014	17,355,285	16,483,090
April	2014	20,989,014	19,652,051