



JOE G. TEDDER - TAX COLLECTOR FOR POLK COUNTY

Tourist Development Tax Distribution Information

For DECEMBER 2018

DISTRIBUTION:	DECEMBER 2018
REMITTANCE:	NOVEMBER 2018
SALES:	OCTOBER 2018

DISTRIBUTION INFORMATION

REMITTANCE TYPE	DISTRIBUTION
Taxes Remitted for Period	\$1,027,454
Advance Payments	\$4,545
Delinquent+Penalties (All)	\$16,465
	\$1,048,464

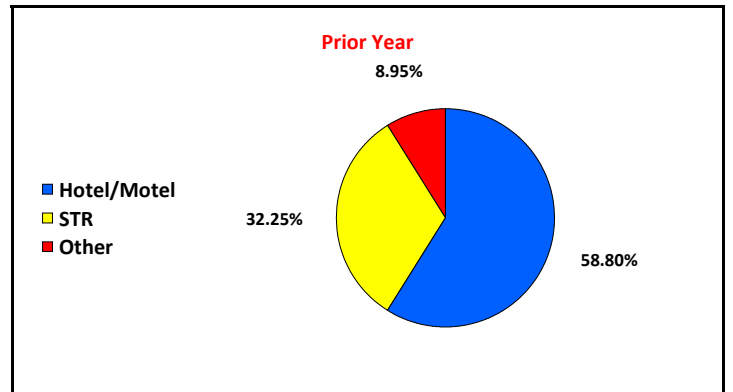
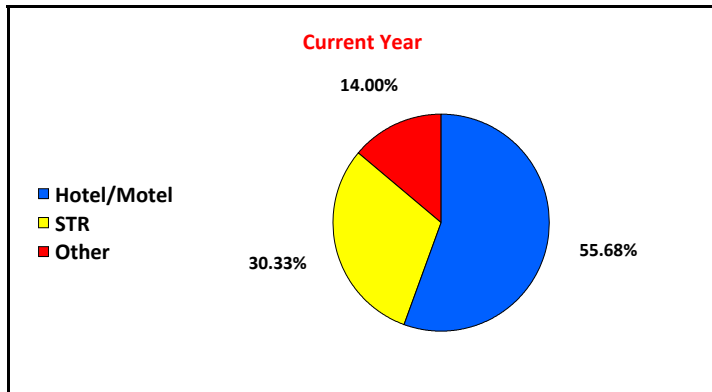
COMPARISON

Total Distribution	\$1,048,464
Distribution Previous Year	\$999,134
Variance	\$49,330
% of Change	4.94%

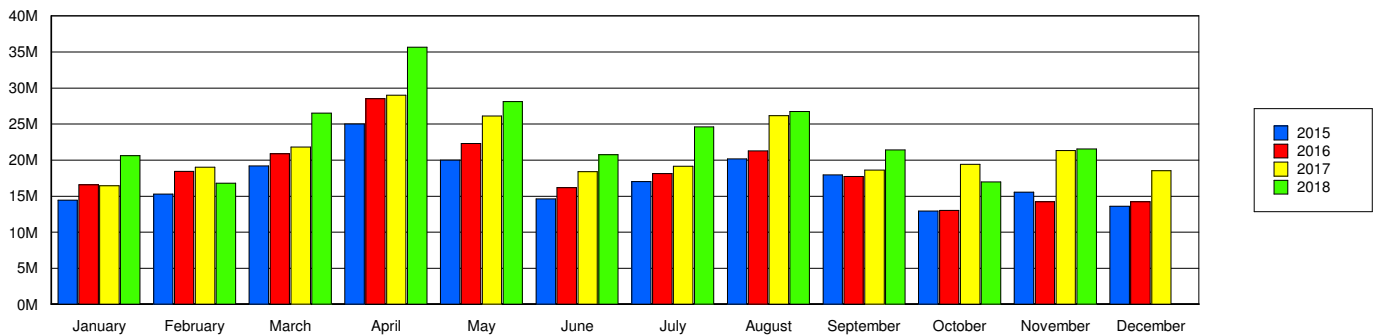
ACCOUNT PERFORMANCE

Status	PAID	UNPAID	PAID %
This Period	5,678	446	92.72%
Prior Year	5,811	412	93.38%

DISTRIBUTION BREAKDOWN



Gross Receipts





JOE G. TEDDER - TAX COLLECTOR FOR POLK COUNTY

Tourist Development Tax Distribution Information

For DECEMBER 2018

Month	Year	Gross Receipts By Remittance Month	Taxable Receipts By Remittance Month
November	2015	\$15,544,818	\$15,059,044
December	2015	\$13,595,456	\$13,166,084
January	2016	\$16,597,332	\$16,234,472
February	2016	\$18,420,242	\$17,859,237
March	2016	\$20,862,288	\$20,164,109
April	2016	\$28,501,795	\$26,544,885
May	2016	\$22,286,023	\$21,441,491
June	2016	\$16,168,913	\$15,578,412
July	2016	\$18,137,117	\$17,713,807
August	2016	\$21,298,147	\$20,936,817
September	2016	\$17,734,455	\$17,372,088
October	2016	\$13,018,019	\$12,506,438
November	2016	\$14,218,939	\$13,751,715
December	2016	\$14,230,251	\$13,763,028
January	2017	\$16,463,654	\$16,078,990
February	2017	\$18,996,720	\$18,449,885
March	2017	\$21,818,558	\$21,199,873
April	2017	\$29,013,566	\$27,023,610
May	2017	\$26,103,589	\$25,135,870
June	2017	\$18,383,918	\$17,801,397
July	2017	\$19,142,588	\$18,777,957
August	2017	\$26,162,218	\$25,710,520
September	2017	\$18,619,945	\$18,226,570
October	2017	\$19,410,923	\$18,764,780
November	2017	\$21,340,334	\$20,586,061
December	2017	\$18,547,830	\$17,971,106
January	2018	\$20,617,211	\$20,153,657
February	2018	\$16,819,788	\$16,471,543
March	2018	\$26,498,671	\$25,584,396
April	2018	\$35,653,915	\$33,647,066
May	2018	\$28,099,117	\$27,222,835
June	2018	\$20,733,657	\$20,143,813
July	2018	\$24,600,073	\$23,915,832
August	2018	\$26,742,087	\$26,062,726
September	2018	\$21,428,772	\$20,911,105
October	2018	\$16,993,777	\$16,420,316
November	2018	\$21,533,478	\$20,940,687