



# JOE G. TEDDER - TAX COLLECTOR

## POLK COUNTY TAX COLLECTOR

Tourist Development Tax Distribution Information

for September 2013

|               |                |
|---------------|----------------|
| DISTRIBUTION: | September 2013 |
| REMITTANCE:   | August 2013    |
| SALES:        | July 2013      |

### DISTRIBUTION INFORMATION

| REMITTANCE TYPE            | DISTRIBUTION     |
|----------------------------|------------------|
| Taxes Remitted for Period  | \$684,320        |
| Advance Payments           | \$5,031          |
| Delinquent+Penalties (All) | \$12,401         |
| <b>Total Distribution</b>  | <b>\$701,752</b> |

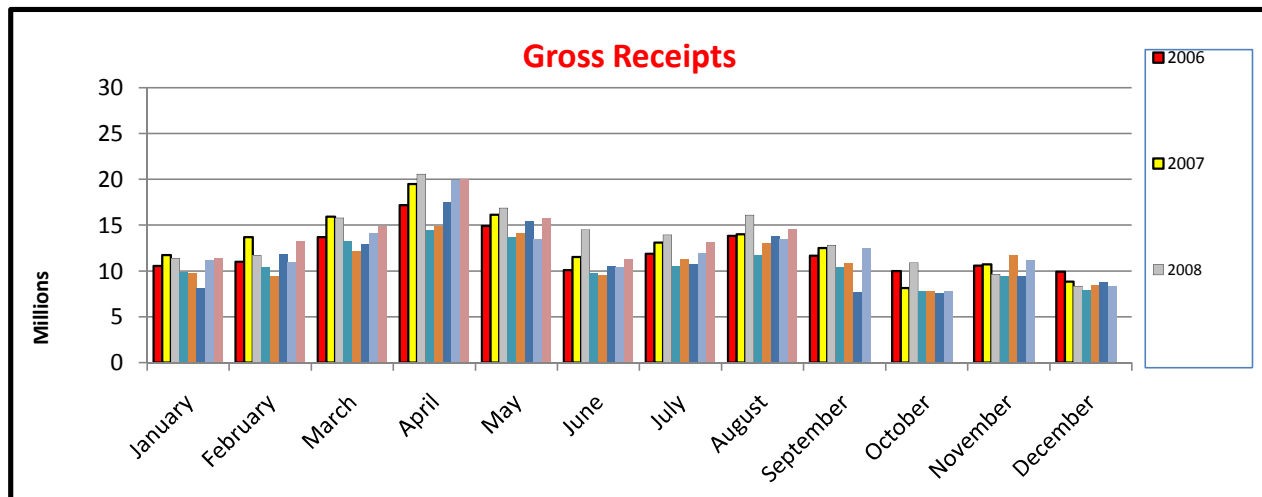
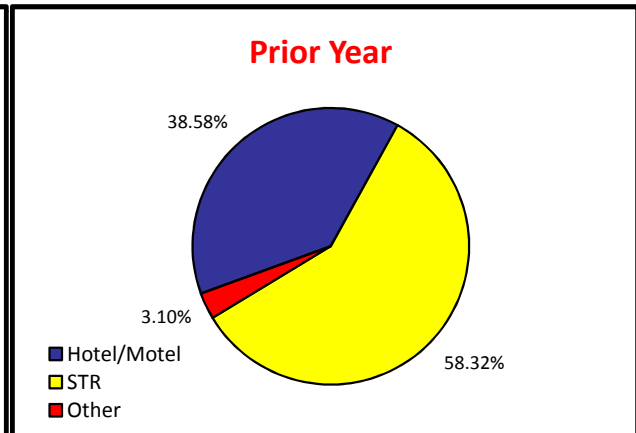
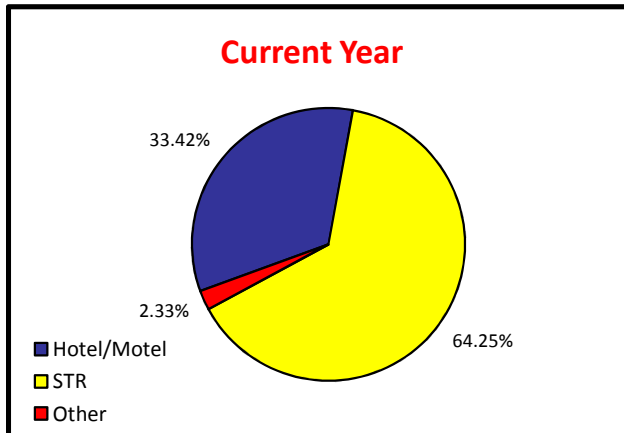
### COMPARISON

|                            |           |
|----------------------------|-----------|
| Total Distribution         | \$701,752 |
| Distribution Previous Year | \$653,651 |
| Difference                 | \$48,101  |
| Variance                   | 7.4%      |

### ACCOUNT PERFORMANCE

| Status      | PAID  | UNPAID | PAID % |
|-------------|-------|--------|--------|
| This Period | 6,213 | 324    | 95.04% |
| Prior Year  | 6,524 | 209    | 96.90% |

### DISTRIBUTION BREAKDOWN





# JOE G. TEDDER - TAX COLLECTOR

## POLK COUNTY TAX COLLECTOR

Tourist Development Tax Distribution Information  
for September 2013

|               |                |
|---------------|----------------|
| DISTRIBUTION: | September 2013 |
| REMITTANCE:   | August 2013    |
| SALES:        | July 2013      |

| Month         | Year        | Gross Receipts By<br>Remittance Month | Taxable Receipts By<br>Remittance Month |
|---------------|-------------|---------------------------------------|---|
| <b>August</b> | <b>2010</b> | <b>12,978,909</b>                     | <b>12,525,611</b>                       |
| September     | 2010        | 10,850,826                            | 10,391,738                              |
| October       | 2010        | 7,783,584                             | 7,189,271                               |
| November      | 2010        | 11,693,649                            | 10,874,913                              |
| December      | 2010        | 8,459,667                             | 7,639,759                               |
| January       | 2011        | 8,165,107                             | 7,578,700                               |
| February      | 2011        | 11,851,507                            | 10,563,552                              |
| March         | 2011        | 12,964,432                            | 12,183,058                              |
| April         | 2011        | 17,476,767                            | 16,672,114                              |
| May           | 2011        | 15,446,422                            | 14,485,756                              |
| June          | 2011        | 10,577,607                            | 10,021,842                              |
| July          | 2011        | 10,747,786                            | 10,142,139                              |
| <b>August</b> | <b>2011</b> | <b>13,753,306</b>                     | <b>13,099,284</b>                       |
| September     | 2011        | 11,313,008                            | 10,848,797                              |
| October       | 2011        | 8,210,895                             | 7,705,626                               |
| November      | 2011        | 9,408,213                             | 8,837,032                               |
| December      | 2011        | 8,817,273                             | 8,418,299                               |
| January       | 2012        | 11,209,056                            | 10,485,667                              |
| February      | 2012        | 10,981,113                            | 10,523,611                              |
| March         | 2012        | 14,183,304                            | 13,447,534                              |
| April         | 2012        | 19,869,292                            | 18,388,406                              |
| May           | 2012        | 13,471,127                            | 12,745,486                              |
| June          | 2012        | 10,416,771                            | 9,866,093                               |
| July          | 2012        | 11,968,948                            | 11,437,517                              |
| <b>August</b> | <b>2012</b> | <b>13,422,432</b>                     | <b>12,988,215</b>                       |
| September     | 2012        | 12,524,229                            | 11,599,333                              |
| October       | 2012        | 7,862,687                             | 7,193,910                               |
| November      | 2012        | 11,210,021                            | 10,617,744                              |
| December      | 2012        | 8,379,372                             | 7,825,457                               |
| January       | 2013        | 11,423,543                            | 10,926,836                              |
| February      | 2013        | 13,286,624                            | 12,606,135                              |
| March         | 2013        | 14,861,244                            | 14,052,773                              |
| April         | 2013        | 19,978,021                            | 18,405,776                              |
| May           | 2013        | 15,775,736                            | 15,040,424                              |
| June          | 2013        | 11,336,749                            | 10,749,703                              |
| July          | 2013        | 13,154,825                            | 12,579,408                              |
| <b>August</b> | <b>2013</b> | <b>14,605,535</b>                     | <b>14,068,921</b>                       |