



# JOE G. TEDDER - TAX COLLECTOR

## POLK COUNTY TAX COLLECTOR

Tourist Development Tax Distribution Information

for September 2009

DISTRIBUTION:	September 2009
REMITTANCE:	August 2009
SALES:	July 2009

### DISTRIBUTION INFORMATION

REMITTANCE TYPE	DISTRIBUTION
Taxes Remitted for Period	\$551,975
Advance Payments	\$2,306
Delinquent+Penalties (All)	\$14,803
<b>Total Distribution</b>	<b>\$569,084</b>

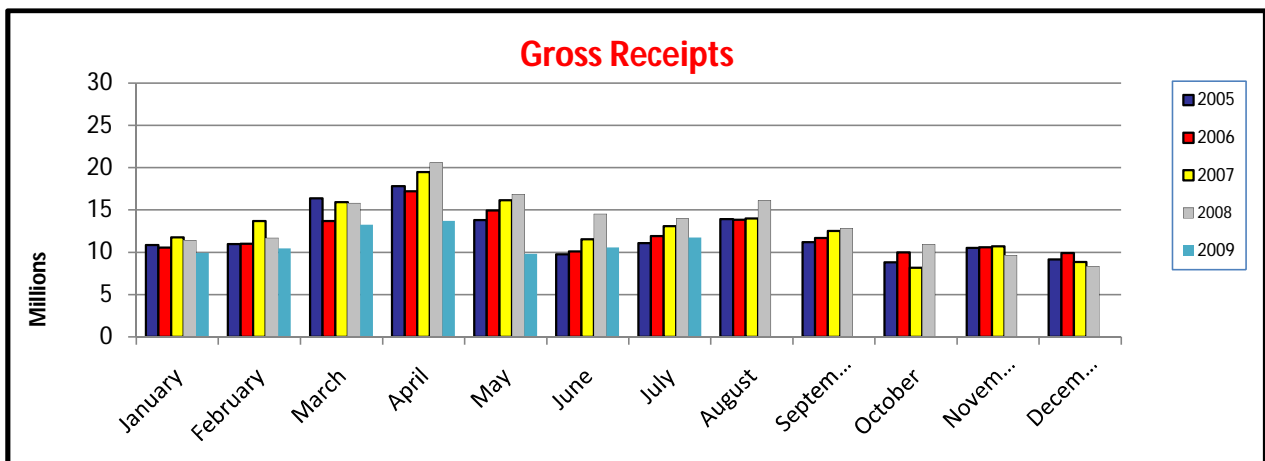
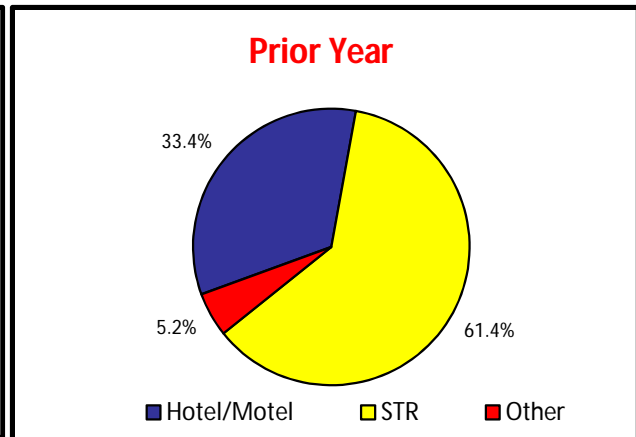
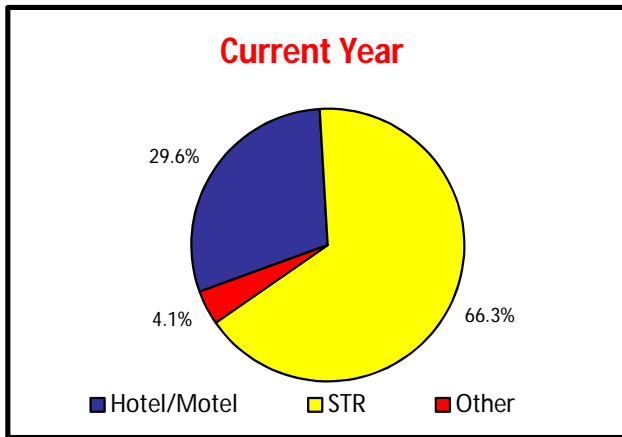
### COMPARISON

Total Distribution	\$569,084
Distribution Previous Year	\$781,995
Difference	-212,911
Variance	-27.2%

### ACCOUNT PERFORMANCE

Status	PAID	UNPAID	PAID %
This Period	6,701	748	89.96%
Prior Year	6,612	1,154	85.14%

### DISTRIBUTION BREAKDOWN





# JOE G. TEDDER - TAX COLLECTOR

## POLK COUNTY TAX COLLECTOR

Tourist Development Tax Distribution Information  
for September 2009

DISTRIBUTION:	September 2009
REMITTANCE:	August 2009
SALES:	July 2009

Month	Year	Gross Receipts By Remittance Month	Taxable Receipts By Remittance Month
<b>August</b>	<b>2006</b>	<b>13,851,633</b>	<b>13,382,460</b>
September	2006	11,676,905	11,239,939
October	2006	10,001,628	9,459,133
November	2006	10,588,393	9,730,101
December	2006	9,926,791	8,686,224
January	2007	11,763,863	10,909,316
February	2007	13,695,601	12,687,152
March	2007	15,940,141	14,928,334
April	2007	19,493,631	18,258,772
May	2007	16,135,457	15,216,008
June	2007	11,546,896	10,850,843
July	2007	13,092,586	12,238,253
<b>August</b>	<b>2007</b>	<b>14,000,387</b>	<b>13,342,185</b>
September	2007	12,505,678 *	12,381,860 *
October	2007	8,153,992 *	8,073,260 *
November	2007	10,723,149 *	10,616,980 *
December	2007	8,847,483 *	8,771,740 *
January	2008	11,411,166	10,591,902
February	2008	11,689,691	10,900,567
March	2008	15,796,667	14,762,229
April	2008	20,591,290	19,503,459
May	2008	16,867,765	15,716,849
June	2008	14,520,502	13,713,822
July	2008	13,944,386	13,196,775
<b>August</b>	<b>2008</b>	<b>16,106,812</b>	<b>15,372,596</b>
September	2008	12,822,232	12,230,300
October	2008	10,924,827	10,229,995
November	2008	9,649,460	8,780,671
December	2008	8,369,038	7,625,511
January	2009	9,906,253	9,252,508
February	2009	10,454,280	9,711,617
March	2009	13,258,415	12,311,114
April	2009	14,483,091	13,176,972
May	2009	13,713,681	12,861,256
June	2009	9,786,346	9,285,577
July	2009	10,557,330	9,960,825
<b>August</b>	<b>2009</b>	<b>11,721,909</b>	<b>11,283,809</b>

\* Data subject to revision upon system update.