



# JOE G. TEDDER - TAX COLLECTOR

## POLK COUNTY TAX COLLECTOR

Tourist Development Tax Distribution Information

for October 2008

DISTRIBUTION:	October 2008
REMITTANCE:	September 2008
SALES:	August 2008

### DISTRIBUTION INFORMATION

REMITTANCE TYPE	DISTRIBUTION
Taxes Remitted for Period	\$549,154
Advance Payments	\$8,170
Delinquent+Penalties (All)	\$63,476
<b>Total Distribution</b>	<b>\$620,800</b>

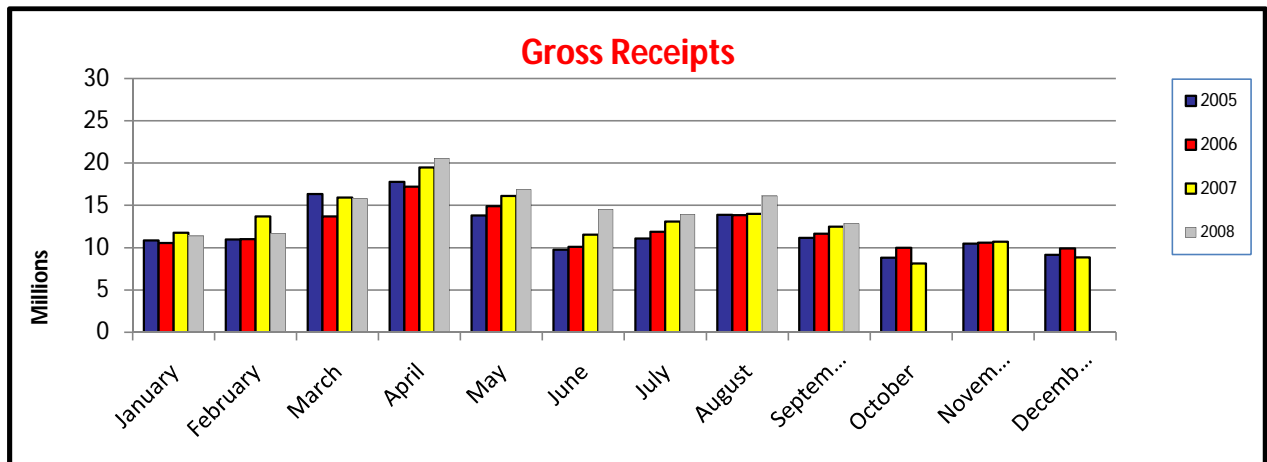
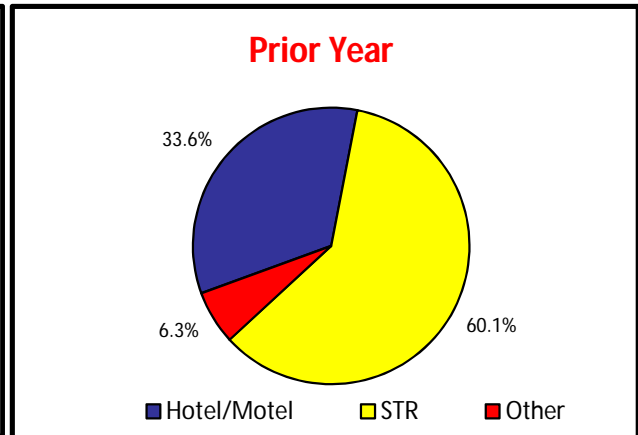
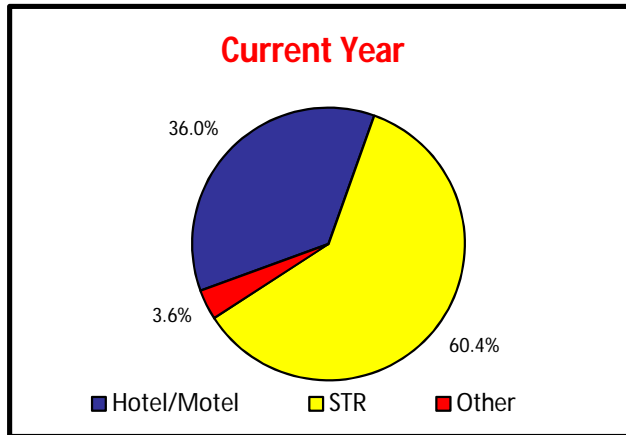
### COMPARISON

Total Distribution	\$620,800
Distribution Previous Year	\$619,093
Difference	1,707
Variance	0.3%

### ACCOUNT PERFORMANCE

Status	PAID	UNPAID	PAID %
This Period	6,879	900	88.43%
Prior Year	6,690	482	93.28%

### DISTRIBUTION BREAKDOWN





## JOE G. TEDDER - TAX COLLECTOR POLK COUNTY TAX COLLECTOR

Tourist Development Tax Distribution Information  
for October 2008

DISTRIBUTION:	October 2008
REMITTANCE:	September 2008
SALES:	August 2008

Month	Year	Gross Receipts By Remittance Month	Taxable Receipts By Remittance Month
<b>September</b>	<b>2005</b>	<b>11,188,838</b>	<b>10,757,826</b>
October	2005	8,815,677	8,360,532
November	2005	10,501,399	9,754,676
December	2005	9,169,799	8,268,031
January	2006	10,553,801	9,797,297
February	2006	11,003,162	10,314,500
March	2006	13,699,565	12,971,419
April	2006	17,208,788	16,396,068
May	2006	14,932,330	14,192,940
June	2006	10,116,338	9,631,085
July	2006	11,903,620	11,237,243
August	2006	13,851,633	13,382,460
<b>September</b>	<b>2006</b>	<b>11,676,905</b>	<b>11,239,939</b>
October	2006	10,001,628	9,459,133
November	2006	10,588,393	9,730,101
December	2006	9,926,791	8,686,224
January	2007	11,763,863	10,909,316
February	2007	13,695,601	12,687,152
March	2007	15,940,141	14,928,334
April	2007	19,493,631	18,258,772
May	2007	16,135,457	15,216,008
June	2007	11,546,896	10,850,843
July	2007	13,092,586	12,238,253
August	2007	14,000,387	13,342,185
<b>September</b>	<b>2007</b>	<b>12,505,678 *</b>	<b>12,381,860 *</b>
October	2007	8,153,992 *	8,073,260 *
November	2007	10,723,149 *	10,616,980 *
December	2007	8,847,483 *	8,771,740 *
January	2008	11,411,166	10,591,902
February	2008	11,689,691	10,900,567
March	2008	15,796,667	14,762,229
April	2008	20,591,290	19,503,459
May	2008	16,867,765	15,716,849
June	2008	14,520,502	13,713,822
July	2008	13,944,386	13,196,775
August	2008	16,106,812	15,372,596
<b>September</b>	<b>2008</b>	<b>12,822,232</b>	<b>12,230,300</b>

\* Data subject to revision upon system update.