



# JOE G. TEDDER - TAX COLLECTOR

## POLK COUNTY TAX COLLECTOR

Tourist Development Tax Distribution Information

for November 2012

DISTRIBUTION:	November 2012
REMITTANCE:	October 2012
SALES:	September 2012

### DISTRIBUTION INFORMATION

REMITTANCE TYPE	DISTRIBUTION
Taxes Remitted for Period	\$314,160
Advance Payments	\$4,044
Delinquent+Penalties (All)	\$39,905
<b>Total Distribution</b>	<b>\$358,109</b>

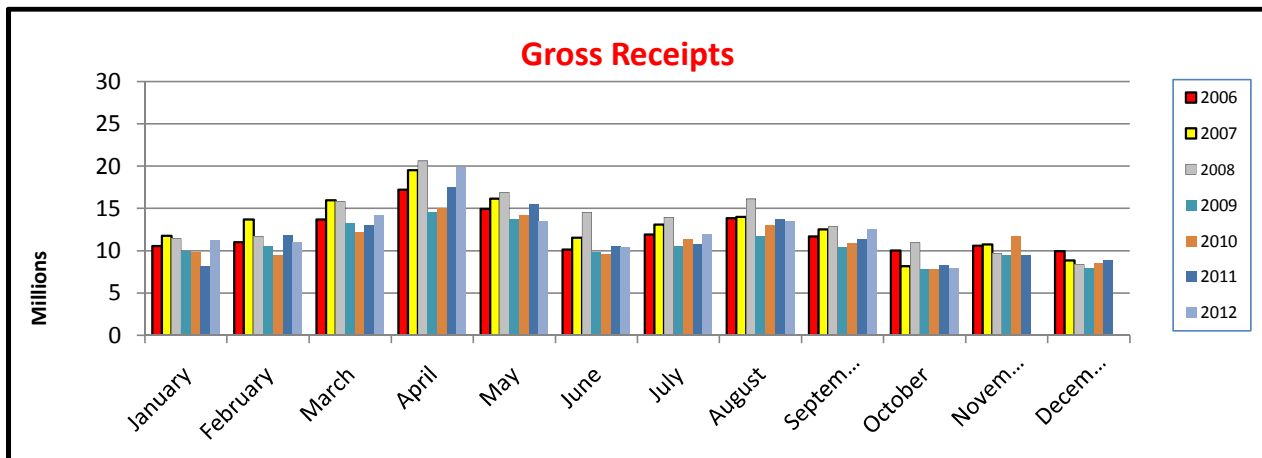
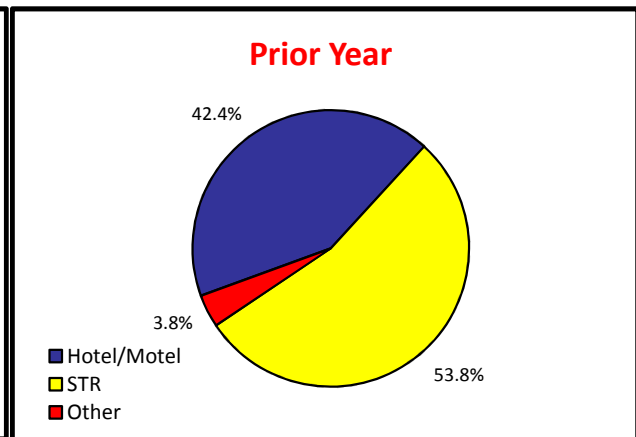
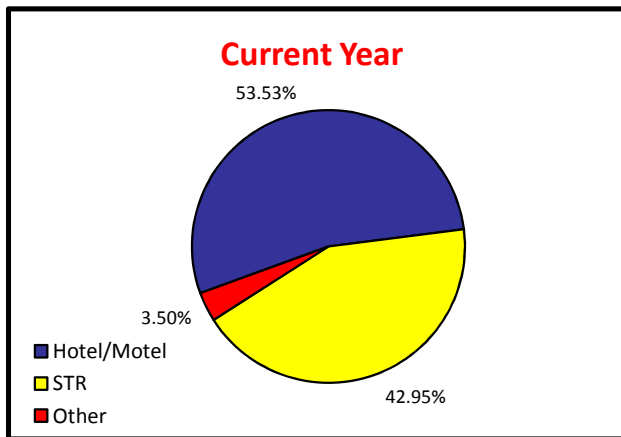
### COMPARISON

Total Distribution	\$358,109
Distribution Previous Year	\$396,083
Difference	-\$37,974
Variance	-9.6%

### ACCOUNT PERFORMANCE

Status	PAID	UNPAID	PAID %
This Period	6,185	471	92.92%
Prior Year	6,432	344	94.92%

### DISTRIBUTION BREAKDOWN





# JOE G. TEDDER - TAX COLLECTOR

## POLK COUNTY TAX COLLECTOR

Tourist Development Tax Distribution Information  
for November 2012

DISTRIBUTION:	November 2012
REMITTANCE:	October 2012
SALES:	September 2012

Month	Year	Gross Receipts By Remittance Month	Taxable Receipts By Remittance Month
<b>October</b>	<b>2009</b>	<b>7,798,978</b>	<b>7,018,642</b>
November	2009	9,463,129	8,618,108
December	2009	7,928,419	7,298,994
January	2010	9,820,500	9,144,673
February	2010	9,472,203	8,867,403
March	2010	12,137,501	11,371,533
April	2010	14,945,277	13,523,121
May	2010	14,179,886	13,233,792
June	2010	9,608,999	8,952,076
July	2010	11,328,682	10,626,985
August	2010	12,978,909	12,525,611
September	2010	10,850,826	10,391,738
<b>October</b>	<b>2010</b>	<b>7,783,584</b>	<b>7,189,271</b>
November	2010	11,693,649	10,874,913
December	2010	8,459,667	7,639,759
January	2011	8,165,107	7,578,700
February	2011	11,851,507	10,563,552
March	2011	12,964,432	12,183,058
April	2011	17,476,767	16,672,114
May	2011	15,446,422	14,485,756
June	2011	10,577,607	10,021,842
July	2011	10,747,786	10,142,139
August	2011	13,753,306	13,099,284
September	2011	11,313,008	10,848,797
<b>October</b>	<b>2011</b>	<b>8,210,895</b>	<b>7,705,626</b>
November	2011	9,408,213	8,837,032
December	2011	8,817,273	8,418,299
January	2012	11,209,056	10,485,667
February	2012	10,981,113	10,523,611
March	2012	14,183,304	13,447,534
April	2012	19,869,292	18,388,406
May	2012	13,471,127	12,745,486
June	2012	10,416,771	9,866,093
July	2012	11,968,948	11,437,517
August	2012	13,422,432	12,988,215
September	2012	12,524,229	11,599,333
<b>October</b>	<b>2012</b>	<b>7,862,687</b>	<b>7,193,910</b>