



JOE G. TEDDER - TAX COLLECTOR

POLK COUNTY TAX COLLECTOR

Tourist Development Tax Distribution Information

for June 2010

| | |
|---------------|------------|
| DISTRIBUTION: | June 2010 |
| REMITTANCE: | May 2010 |
| SALES: | April 2010 |

DISTRIBUTION INFORMATION

| REMITTANCE TYPE | DISTRIBUTION |
|----------------------------|------------------|
| Taxes Remitted for Period | \$592,132 |
| Advance Payments | \$2,628 |
| Delinquent+Penalties (All) | \$114,195 |
| Total Distribution | \$708,955 |

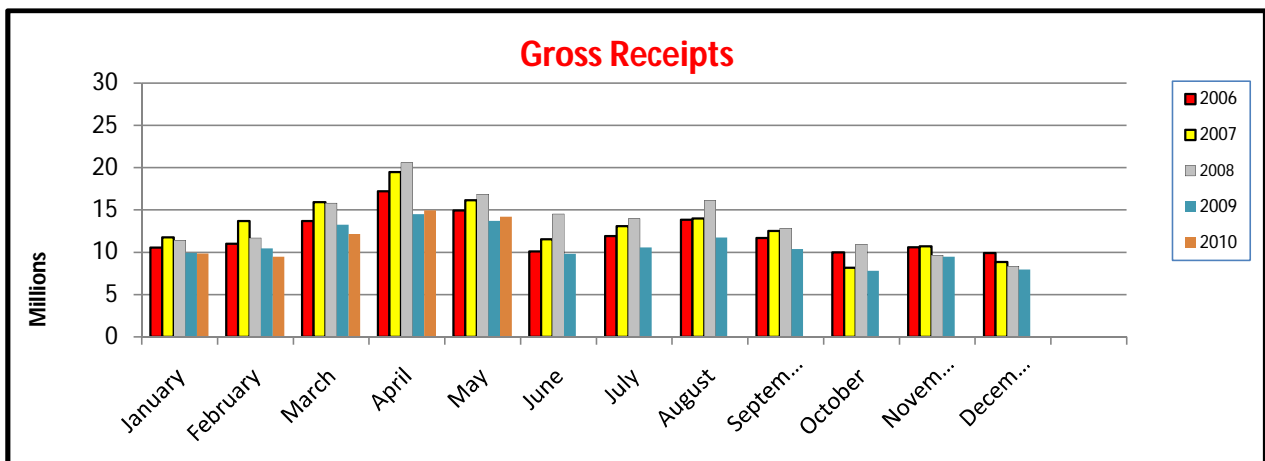
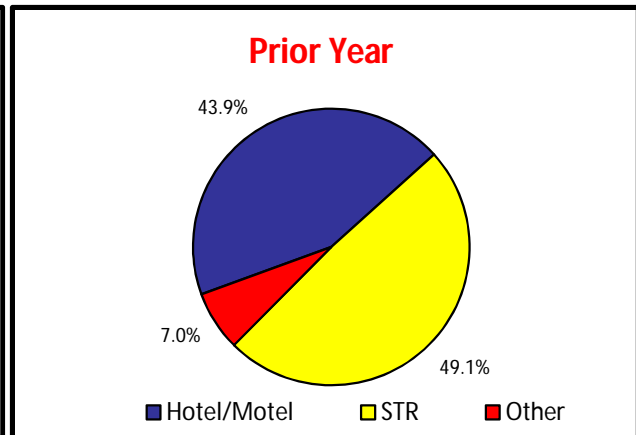
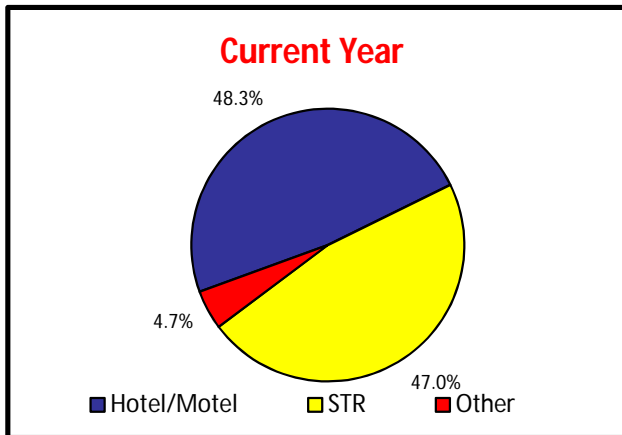
COMPARISON

| | |
|----------------------------|-----------|
| Total Distribution | \$708,955 |
| Distribution Previous Year | \$684,646 |
| Difference | \$24,309 |
| Variance | 3.6% |

ACCOUNT PERFORMANCE

| Status | PAID | UNPAID | PAID % |
|-------------|-------|--------|--------|
| This Period | 6,447 | 733 | 89.79% |
| Prior Year | 6,698 | 622 | 91.50% |

DISTRIBUTION BREAKDOWN





JOE G. TEDDER - TAX COLLECTOR

POLK COUNTY TAX COLLECTOR

Tourist Development Tax Distribution Information
for June 2010

| | |
|---------------|------------|
| DISTRIBUTION: | June 2010 |
| REMITTANCE: | May 2010 |
| SALES: | April 2010 |

| Month | Year | Gross Receipts By Remittance Month | Taxable Receipts By Remittance Month |
|------------|-------------|---------------------------------------|---|
| May | 2007 | 16,135,457 | 15,216,008 |
| June | 2007 | 11,546,896 | 10,850,843 |
| July | 2007 | 13,092,586 | 12,238,253 |
| August | 2007 | 14,000,387 | 13,342,185 |
| September | 2007 | 12,505,678 | 12,381,860 |
| October | 2007 | 8,153,992 | 8,073,260 |
| November | 2007 | 10,723,149 | 10,616,980 |
| December | 2007 | 8,847,483 | 8,771,740 |
| January | 2008 | 11,411,166 | 10,591,902 |
| February | 2008 | 11,689,691 | 10,900,567 |
| March | 2008 | 15,796,667 | 14,762,229 |
| April | 2008 | 20,591,290 | 19,503,459 |
| May | 2008 | 16,867,765 | 15,716,849 |
| June | 2008 | 14,520,502 | 13,713,822 |
| July | 2008 | 13,944,386 | 13,196,775 |
| August | 2008 | 16,106,812 | 15,372,596 |
| September | 2008 | 12,822,232 | 12,230,300 |
| October | 2008 | 10,924,827 | 10,229,995 |
| November | 2008 | 9,649,460 | 8,780,671 |
| December | 2008 | 8,369,038 | 7,625,511 |
| January | 2009 | 9,906,253 | 9,252,508 |
| February | 2009 | 10,454,280 | 9,711,617 |
| March | 2009 | 13,258,415 | 12,311,114 |
| April | 2009 | 14,483,091 | 13,176,972 |
| May | 2009 | 13,713,681 | 12,861,256 |
| June | 2009 | 9,786,346 | 9,285,577 |
| July | 2009 | 10,557,330 | 9,960,825 |
| August | 2009 | 11,721,909 | 11,283,809 |
| September | 2009 | 10,355,690 | 9,750,390 |
| October | 2009 | 7,798,978 | 7,018,642 |
| November | 2009 | 9,463,129 | 8,618,108 |
| December | 2009 | 7,928,419 | 7,298,994 |
| January | 2010 | 9,820,500 | 9,144,673 |
| February | 2010 | 9,472,203 | 8,867,403 |
| March | 2010 | 12,137,501 | 11,371,533 |
| April | 2010 | 14,945,277 | 13,523,121 |
| May | 2010 | 14,179,886 | 13,233,792 |