



JOE G. TEDDER - TAX COLLECTOR

POLK COUNTY TAX COLLECTOR

Tourist Development Tax Distribution Information

for July 2010

DISTRIBUTION:	July 2010
REMITTANCE:	June 2010
SALES:	May 2010

DISTRIBUTION INFORMATION

REMITTANCE TYPE	DISTRIBUTION
Taxes Remitted for Period	\$393,830
Advance Payments	\$4,434
Delinquent+Penalties (All)	\$58,334
Total Distribution	\$456,598

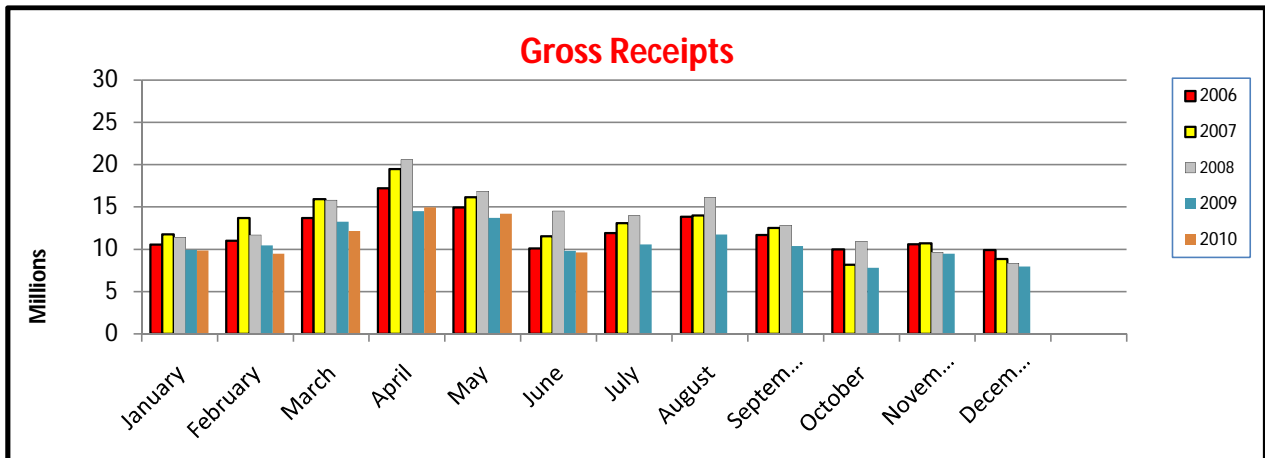
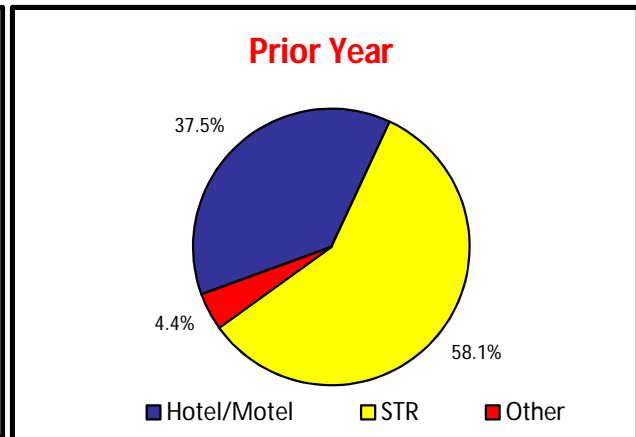
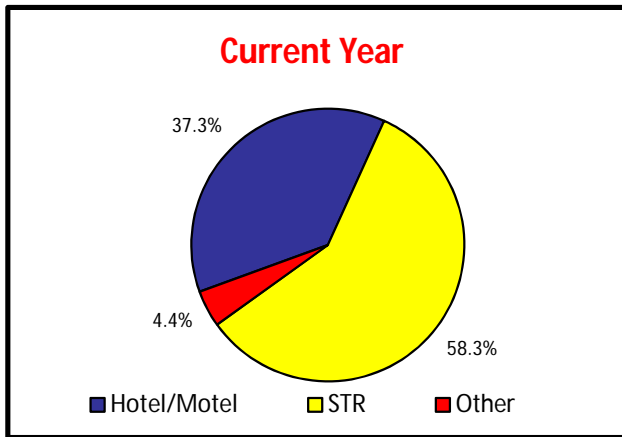
COMPARISON

Total Distribution	\$456,598
Distribution Previous Year	\$479,840
Difference	-\$23,242
Variance	-4.8%

ACCOUNT PERFORMANCE

Status	PAID	UNPAID	PAID %
This Period	6,587	636	91.19%
Prior Year	6,962	777	89.96%

DISTRIBUTION BREAKDOWN





JOE G. TEDDER - TAX COLLECTOR

POLK COUNTY TAX COLLECTOR

Tourist Development Tax Distribution Information
for July 2010

DISTRIBUTION:	July 2010
REMITTANCE:	June 2010
SALES:	May 2010

Month	Year	Gross Receipts By Remittance Month	Taxable Receipts By Remittance Month
June	2007	11,546,896	10,850,843
July	2007	13,092,586	12,238,253
August	2007	14,000,387	13,342,185
September	2007	12,505,678	12,381,860
October	2007	8,153,992	8,073,260
November	2007	10,723,149	10,616,980
December	2007	8,847,483	8,771,740
January	2008	11,411,166	10,591,902
February	2008	11,689,691	10,900,567
March	2008	15,796,667	14,762,229
April	2008	20,591,290	19,503,459
May	2008	16,867,765	15,716,849
June	2008	14,520,502	13,713,822
July	2008	13,944,386	13,196,775
August	2008	16,106,812	15,372,596
September	2008	12,822,232	12,230,300
October	2008	10,924,827	10,229,995
November	2008	9,649,460	8,780,671
December	2008	8,369,038	7,625,511
January	2009	9,906,253	9,252,508
February	2009	10,454,280	9,711,617
March	2009	13,258,415	12,311,114
April	2009	14,483,091	13,176,972
May	2009	13,713,681	12,861,256
June	2009	9,786,346	9,285,577
July	2009	10,557,330	9,960,825
August	2009	11,721,909	11,283,809
September	2009	10,355,690	9,750,390
October	2009	7,798,978	7,018,642
November	2009	9,463,129	8,618,108
December	2009	7,928,419	7,298,994
January	2010	9,820,500	9,144,673
February	2010	9,472,203	8,867,403
March	2010	12,137,501	11,371,533
April	2010	14,945,277	13,523,121
May	2010	14,179,886	13,233,792
June	2,010	9,608,999	8,952,076