



# JOE G. TEDDER - TAX COLLECTOR

## POLK COUNTY TAX COLLECTOR

Tourist Development Tax Distribution Information

for January 2012

DISTRIBUTION:	January 2012
REMITTANCE:	December 2011
SALES:	November 2011

### DISTRIBUTION INFORMATION

REMITTANCE TYPE	DISTRIBUTION
Taxes Remitted for Period	\$380,249
Advance Payments	\$5,337
Delinquent+Penalties (All)	\$48,745
<b>Total Distribution</b>	<b>\$434,332</b>

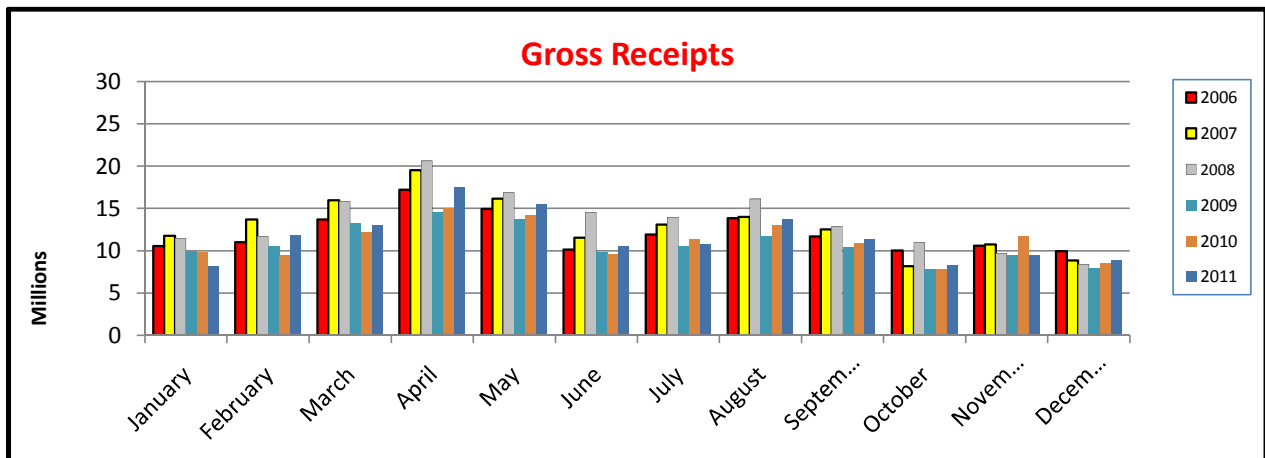
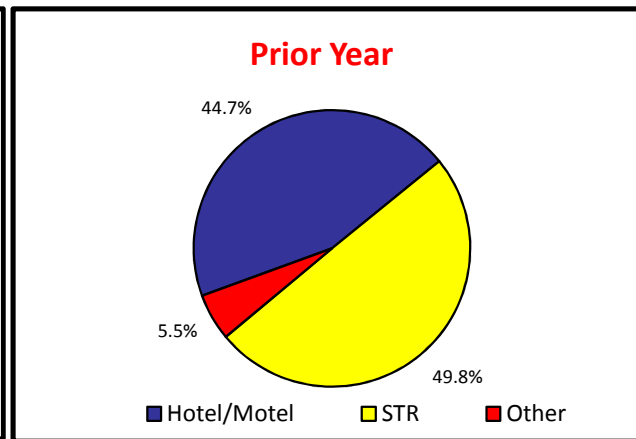
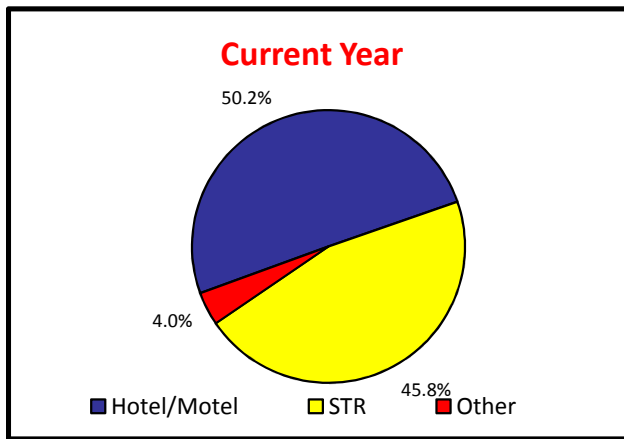
### COMPARISON

Total Distribution	\$434,332
Distribution Previous Year	\$392,291
Difference	\$42,040
Variance	10.7%

### ACCOUNT PERFORMANCE

Status	PAID	UNPAID	PAID %
This Period	6,361	383	94.32%
Prior Year	6,384	699	90.13%

### DISTRIBUTION BREAKDOWN





# JOE G. TEDDER - TAX COLLECTOR

## POLK COUNTY TAX COLLECTOR

Tourist Development Tax Distribution Information  
for January 2012

DISTRIBUTION:	January 2012
REMITTANCE:	December 2011
SALES:	November 2011

Month	Year	Gross Receipts By Remittance Month	Taxable Receipts By Remittance Month
<b>December</b>	<b>2008</b>	<b>8,369,038</b>	<b>7,625,511</b>
January	2009	9,906,253	9,252,508
February	2009	10,454,280	9,711,617
March	2009	13,258,415	12,311,114
April	2009	14,483,091	13,176,972
May	2009	13,713,681	12,861,256
June	2009	9,786,346	9,285,577
July	2009	10,557,330	9,960,825
August	2009	11,721,909	11,283,809
September	2009	10,355,690	9,750,390
October	2009	7,798,978	7,018,642
November	2009	9,463,129	8,618,108
<b>December</b>	<b>2009</b>	<b>7,928,419</b>	<b>7,298,994</b>
January	2010	9,820,500	9,144,673
February	2010	9,472,203	8,867,403
March	2010	12,137,501	11,371,533
April	2010	14,945,277	13,523,121
May	2010	14,179,886	13,233,792
June	2010	9,608,999	8,952,076
July	2010	11,328,682	10,626,985
August	2010	12,978,909	12,525,611
September	2010	10,850,826	10,391,738
October	2010	7,783,584	7,189,271
November	2010	11,693,649	10,874,913
<b>December</b>	<b>2010</b>	<b>8,459,667</b>	<b>7,639,759</b>
January	2011	8,165,107	7,578,700
February	2011	11,851,507	10,563,552
March	2011	12,964,432	12,183,058
April	2011	17,476,767	16,672,114
May	2011	15,446,422	14,485,756
June	2011	10,577,607	10,021,842
July	2011	10,747,786	10,142,139
August	2011	13,753,306	13,099,284
September	2011	11,313,008	10,848,797
October	2011	8,210,895	7,705,626
November	2011	9,408,213	8,837,032
<b>December</b>	<b>2011</b>	<b>8,817,273</b>	<b>8,418,299</b>