



JOE G. TEDDER - TAX COLLECTOR

POLK COUNTY TAX COLLECTOR

Tourist Development Tax Distribution Information

for August 2014

DISTRIBUTION:	August 2014
REMITTANCE:	July 2014
SALES:	June 2014

DISTRIBUTION INFORMATION

REMITTANCE TYPE	DISTRIBUTION
Taxes Remitted for Period	\$613,162
Advance Payments	\$20,624
Delinquent+Penalties (All)	\$46,219
Total Distribution	\$680,005

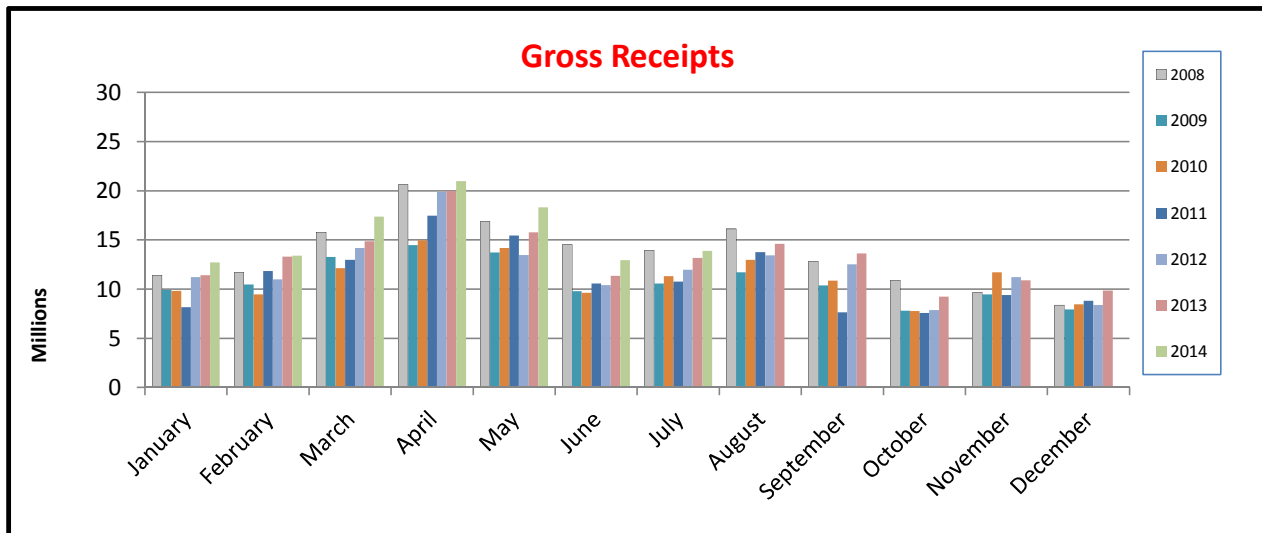
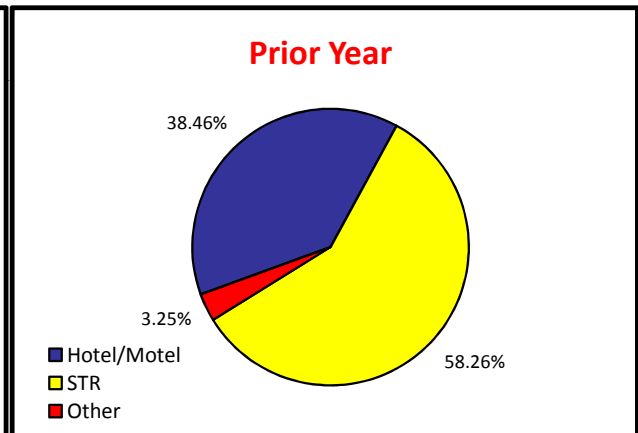
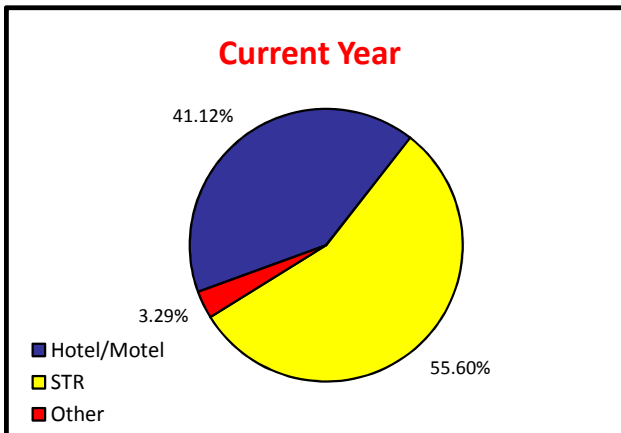
COMPARISON

Total Distribution	\$680,005
Distribution Previous Year	\$619,651
Difference	\$60,354
Variance	9.7%

ACCOUNT PERFORMANCE

Status	PAID	UNPAID	PAID %
This Period	6,100	512	92.26%
Prior Year	6,284	330	95.01%

DISTRIBUTION BREAKDOWN





JOE G. TEDDER - TAX COLLECTOR

POLK COUNTY TAX COLLECTOR

Tourist Development Tax Distribution Information
for August 2014

DISTRIBUTION:	August 2014
REMITTANCE:	July 2014
SALES:	June 2014

Month	Year	Gross Receipts By Remittance Month	Taxable Receipts By Remittance Month
July	2011	10,747,786	10,142,139
August	2011	13,753,306	13,099,284
September	2011	11,313,008	10,848,797
October	2011	8,210,895	7,705,626
November	2011	9,408,213	7,639,759
December	2011	8,817,273	8,418,299
January	2012	11,209,056	10,485,667
February	2012	10,981,113	10,523,611
March	2012	14,183,304	13,447,534
April	2012	19,869,292	18,388,406
May	2012	13,471,127	12,745,486
June	2012	10,416,771	9,866,093
July	2012	11,968,948	11,437,517
August	2012	13,422,432	12,988,215
September	2012	12,524,229	11,599,333
October	2012	7,862,687	7,193,910
November	2012	11,210,021	10,617,744
December	2012	8,379,372	7,825,457
January	2013	11,423,543	10,926,836
February	2013	13,286,624	12,606,135
March	2013	14,861,244	14,052,773
April	2013	19,978,021	18,405,776
May	2013	15,775,736	15,040,424
June	2013	11,336,749	10,749,703
July	2013	13,154,825	12,579,408
August	2013	14,605,535	14,068,921
September	2013	13,636,685	13,198,027
October	2013	9,227,971	8,754,370
November	2013	10,892,640	10,255,909
December	2013	9,836,723	9,301,976
January	2014	12,722,707	12,220,231
February	2014	13,408,759	12,897,173
March	2014	17,355,285	16,483,090
April	2014	20,989,014	19,652,051
May	2014	18,323,999	17,457,392
June	2014	12,929,938	12,392,277
July	2014	13,871,525	13,388,610