



JOE G. TEDDER - TAX COLLECTOR

POLK COUNTY TAX COLLECTOR

Tourist Development Tax Distribution Information

for August 2013

DISTRIBUTION:	August 2013
REMITTANCE:	July 2013
SALES:	June 2013

DISTRIBUTION INFORMATION

REMITTANCE TYPE	DISTRIBUTION
Taxes Remitted for Period	\$594,843
Advance Payments	\$9,217
Delinquent+Penalties (All)	\$15,591
Total Distribution	\$619,651

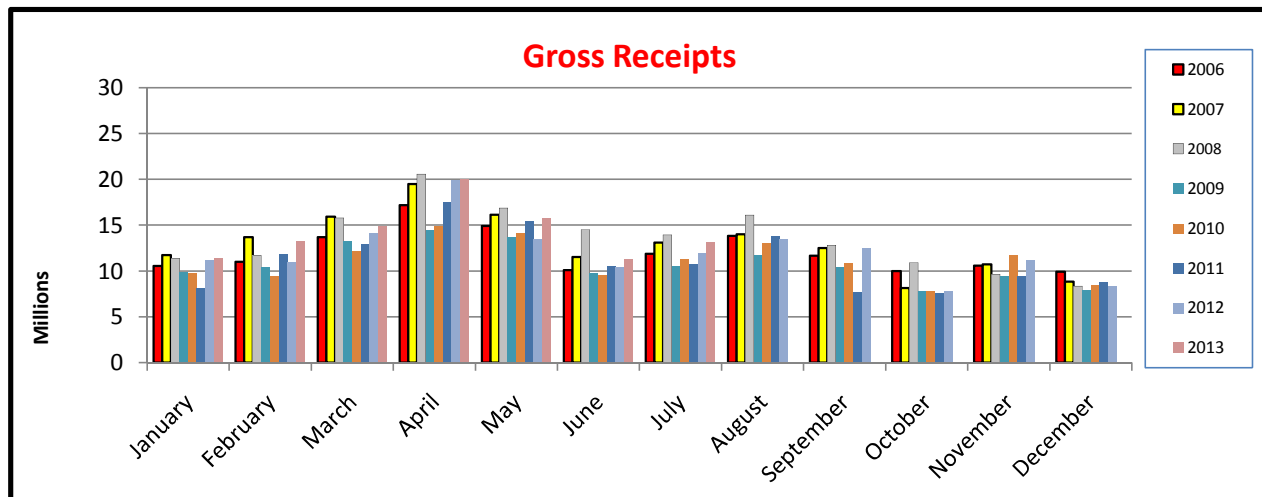
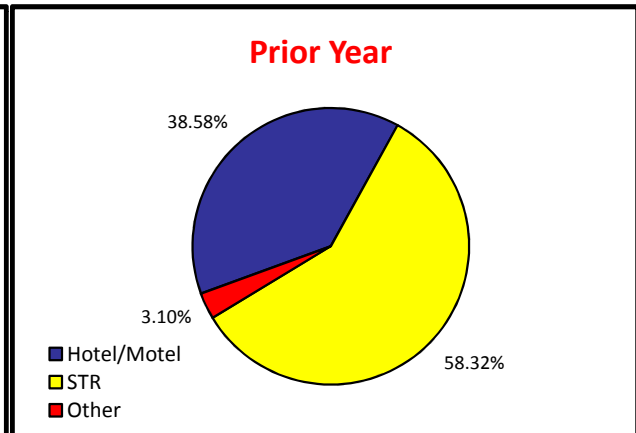
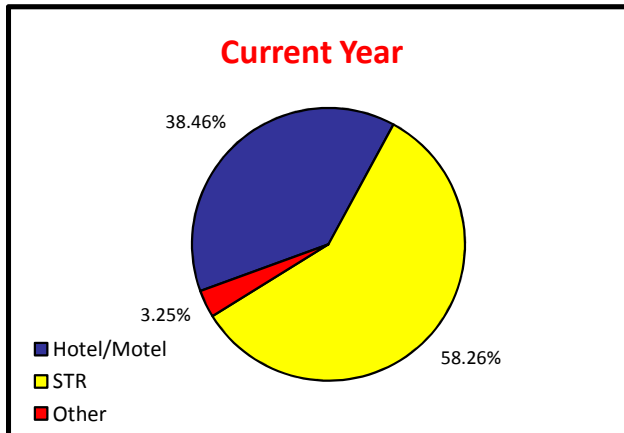
COMPARISON

Total Distribution	\$619,651
Distribution Previous Year	\$561,187
Difference	\$58,464
Variance	10.4%

ACCOUNT PERFORMANCE

Status	PAID	UNPAID	PAID %
This Period	6,284	330	95.01%
Prior Year	6,592	120	98.21%

DISTRIBUTION BREAKDOWN





JOE G. TEDDER - TAX COLLECTOR

POLK COUNTY TAX COLLECTOR

Tourist Development Tax Distribution Information
for August 2013

DISTRIBUTION	August 2013
REMITTANCE:	July 2013
SALES:	June 2013

Month	Year	Gross Receipts by Remittance Month	Taxable Receipts By Remittance Month
July	2010	11,328,682	10,626,985
August	2010	12,978,909	12,525,611
September	2010	10,850,826	10,391,738
October	2010	7,783,584	7,189,271
November	2010	11,693,649	10,874,913
December	2010	8,459,667	7,639,759
January	2011	8,165,107	7,578,700
February	2011	11,851,507	10,563,552
March	2011	12,964,432	12,183,058
April	2011	17,476,767	16,672,114
May	2011	15,446,422	14,485,756
June	2011	10,577,607	10,021,842
July	2011	10,747,786	10,142,139
August	2011	13,753,306	13,099,284
September	2011	11,313,008	10,848,797
October	2011	8,210,895	7,705,626
November	2011	9,408,213	8,837,032
December	2011	8,817,273	8,418,299
January	2012	11,209,056	10,485,667
February	2012	10,981,113	10,523,611
March	2012	14,183,304	13,447,534
April	2012	19,869,292	18,388,406
May	2012	13,471,127	12,745,486
June	2012	10,416,771	9,866,093
July	2012	11,968,948	11,437,517
August	2012	13,422,432	12,988,215
September	2012	12,524,229	11,599,333
October	2012	7,862,687	7,193,910
November	2012	11,210,021	10,617,744
December	2012	8,379,372	7,825,457
January	2013	11,423,543	10,926,836
February	2013	13,286,624	12,606,135
March	2013	14,861,244	14,052,773
April	2013	19,978,021	18,405,776
May	2013	15,775,736	15,040,424
June	2013	11,336,749	10,749,703
July	2013	13,154,825	12,579,408