



# JOE G. TEDDER - TAX COLLECTOR

## POLK COUNTY TAX COLLECTOR

Tourist Development Tax Distribution Information

for August 2011

DISTRIBUTION:	August 2011
REMITTANCE:	July 2011
SALES:	June 2011

### DISTRIBUTION INFORMATION

REMITTANCE TYPE	DISTRIBUTION
Taxes Remitted for Period	\$495,413
Advance Payments	\$2,210
Delinquent+Penalties (All)	\$21,060
<b>Total Distribution</b>	<b>\$518,683</b>

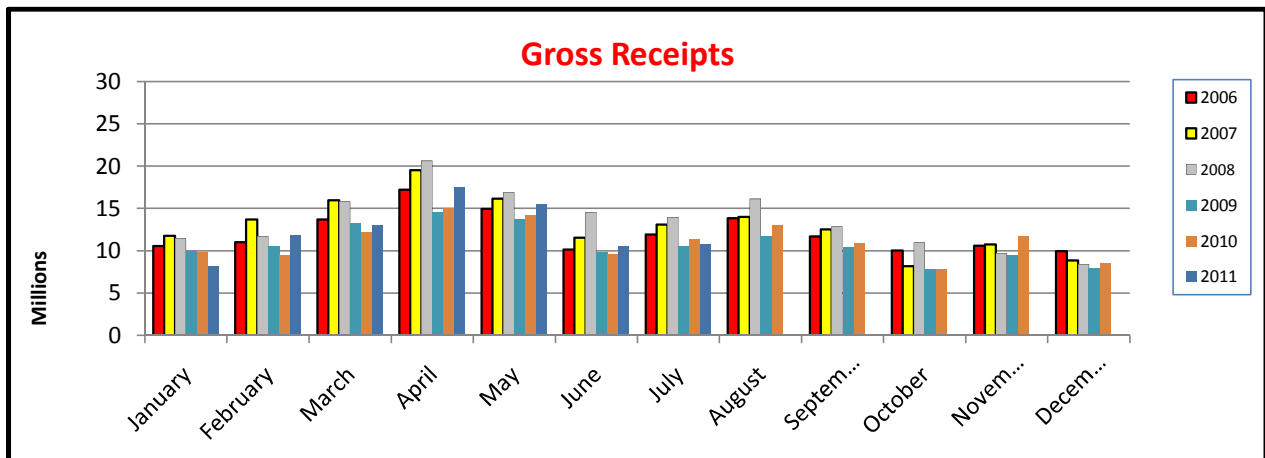
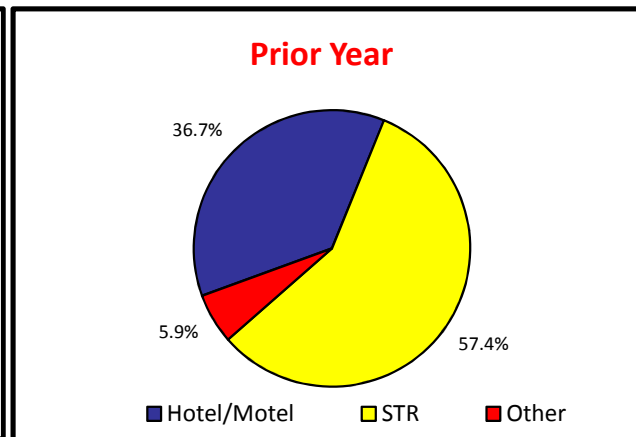
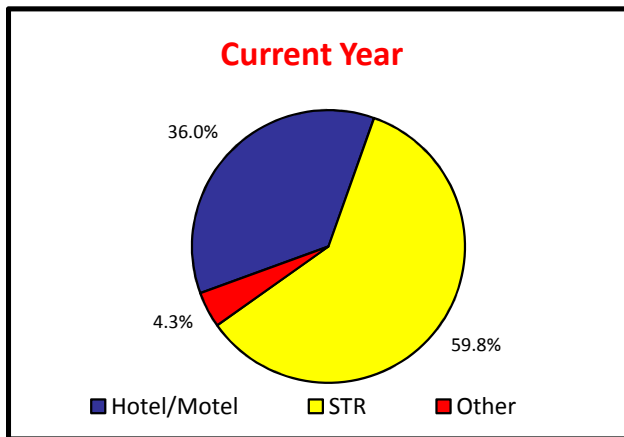
### COMPARISON

Total Distribution	\$518,683
Distribution Previous Year	\$529,509
Difference	-\$10,826
Variance	-2.0%

### ACCOUNT PERFORMANCE

Status	PAID	UNPAID	PAID %
This Period	6,382	480	93.00%
Prior Year	6,601	599	91.68%

### DISTRIBUTION BREAKDOWN





# JOE G. TEDDER - TAX COLLECTOR

## POLK COUNTY TAX COLLECTOR

Tourist Development Tax Distribution Information  
for August 2011

for August 2011	August 2011
REMITTANCE:	July 2011
SALES:	June 2011

Month	Year	Gross Receipts By Remittance Month	Taxable Receipts By Remittance Month
<b>July</b>	<b>2008</b>	<b>13,944,386</b>	<b>13,196,775</b>
August	2008	16,106,812	15,372,596
September	2008	12,822,232	12,230,300
October	2008	10,924,827	10,229,995
November	2008	9,649,460	8,780,671
December	2008	8,369,038	7,625,511
January	2009	9,906,253	9,252,508
February	2009	10,454,280	9,711,617
March	2009	13,258,415	12,311,114
April	2009	14,483,091	13,176,972
May	2009	13,713,681	12,861,256
June	2009	9,786,346	9,285,577
<b>July</b>	<b>2009</b>	<b>10,557,330</b>	<b>9,960,825</b>
August	2009	11,721,909	11,283,809
September	2009	10,355,690	9,750,390
October	2009	7,798,978	7,018,642
November	2009	9,463,129	8,618,108
December	2009	7,928,419	7,298,994
January	2010	9,820,500	9,144,673
February	2010	9,472,203	8,867,403
March	2010	12,137,501	11,371,533
April	2010	14,945,277	13,523,121
May	2010	14,179,886	13,233,792
June	2010	9,608,999	8,952,076
<b>July</b>	<b>2010</b>	<b>11,328,682</b>	<b>10,626,985</b>
August	2010	12,978,909	12,525,611
September	2010	10,850,826	10,391,738
October	2010	7,783,584	7,189,271
November	2010	11,693,649	10,874,913
December	2010	8,459,667	7,639,759
January	2011	8,165,107	7,578,700
February	2011	11,851,507	10,563,552
March	2011	12,964,432	12,183,058
April	2011	17,476,767	16,672,114
May	2011	15,446,422	14,485,756
June	2011	10,577,607	10,021,842
<b>July</b>	<b>2011</b>	<b>10,747,786</b>	<b>10,142,139</b>