



JOE G. TEDDER - TAX COLLECTOR

POLK COUNTY TAX COLLECTOR

Tourist Development Tax Distribution Information

for April 2011

DISTRIBUTION:	April 2011
REMITTANCE:	March 2011
SALES:	February 2011

DISTRIBUTION INFORMATION

REMITTANCE TYPE	DISTRIBUTION
Taxes Remitted for Period	\$561,453
Advance Payments	\$7,442
Delinquent+Penalties (All)	\$62,428
Total Distribution	\$631,323

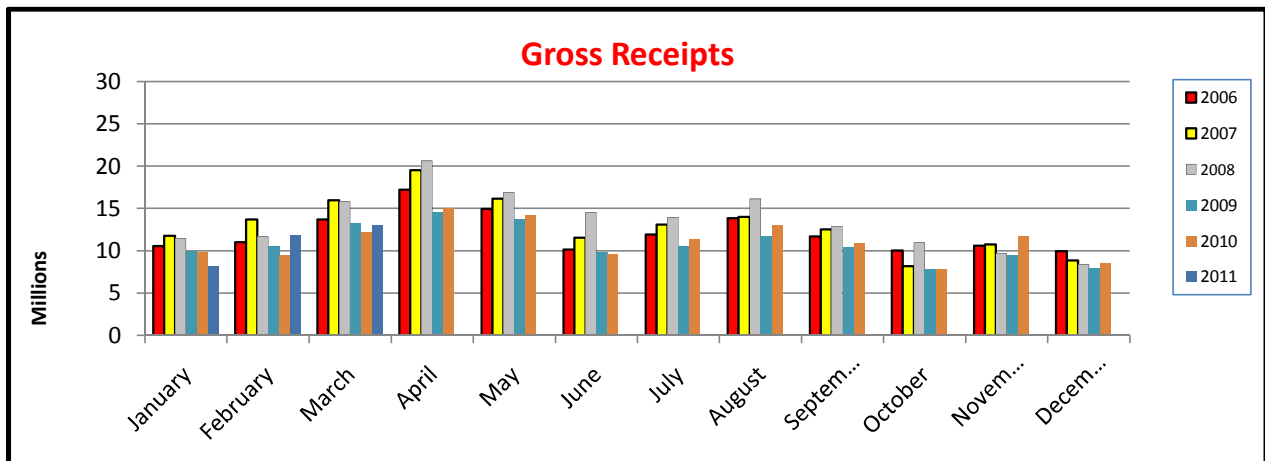
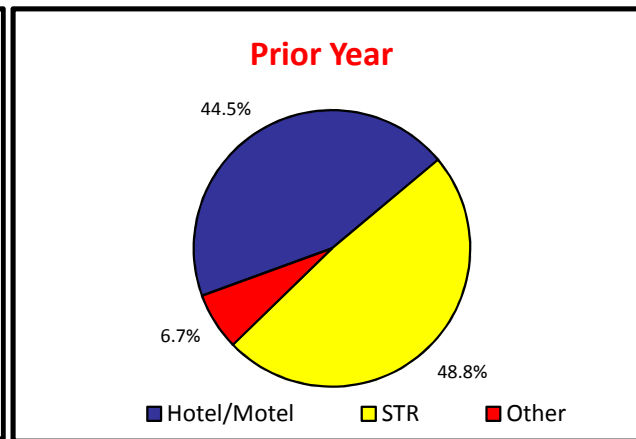
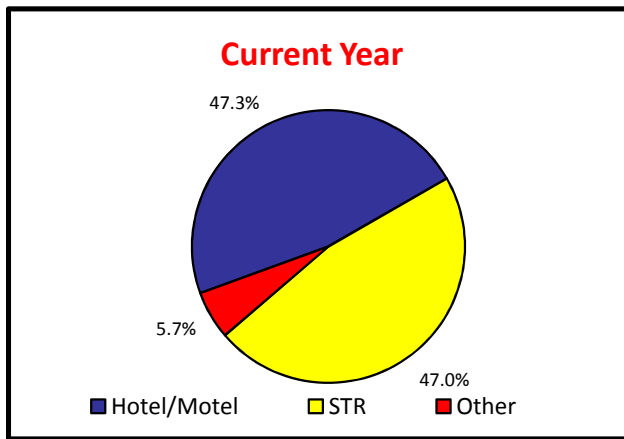
COMPARISON

Total Distribution	\$631,323
Distribution Previous Year	\$577,182
Difference	\$54,141
Variance	9.4%

ACCOUNT PERFORMANCE

Status	PAID	UNPAID	PAID %
This Period	6,376	624	91.09%
Prior Year	6,455	851	88.35%

DISTRIBUTION BREAKDOWN





JOE G. TEDDER - TAX COLLECTOR

POLK COUNTY TAX COLLECTOR

Tourist Development Tax Distribution Information
for April 2011

DISTRIBUTION:	April 2011
REMITTANCE:	March 2011
SALES:	February 2011

Month	Year	Gross Receipts By Remittance Month	Taxable Receipts By Remittance Month
March	2008	15,796,667	14,762,229
April	2008	20,591,290	19,503,459
May	2008	16,867,765	15,716,849
June	2008	14,520,502	13,713,822
July	2008	13,944,386	13,196,775
August	2008	16,106,812	15,372,596
September	2008	12,822,232	12,230,300
October	2008	10,924,827	10,229,995
November	2008	9,649,460	8,780,671
December	2008	8,369,038	7,625,511
January	2009	9,906,253	9,252,508
February	2009	10,454,280	9,711,617
March	2009	13,258,415	12,311,114
April	2009	14,483,091	13,176,972
May	2009	13,713,681	12,861,256
June	2009	9,786,346	9,285,577
July	2009	10,557,330	9,960,825
August	2009	11,721,909	11,283,809
September	2009	10,355,690	9,750,390
October	2009	7,798,978	7,018,642
November	2009	9,463,129	8,618,108
December	2009	7,928,419	7,298,994
January	2010	9,820,500	9,144,673
February	2010	9,472,203	8,867,403
March	2010	12,137,501	11,371,533
April	2010	14,945,277	13,523,121
May	2010	14,179,886	13,233,792
June	2,010	9,608,999	8,952,076
July	2,010	11,328,682	10,626,985
August	2010	12,978,909	12,525,611
September	2010	10,850,826	10,391,738
October	2010	7,783,584	7,189,271
November	2010	11,693,649	10,874,913
December	2010	8,459,667	7,639,759
January	2011	8,165,107	7,578,700
February	2011	11,851,507	10,563,552
March	2011	12,964,432	12,183,058