



JOE G. TEDDER - TAX COLLECTOR FOR POLK COUNTY

Tourist Development Tax Distribution Information

For AUGUST 2017

DISTRIBUTION:	AUGUST 2017
REMITTANCE:	JULY 2017
SALES:	JUNE 2017

DISTRIBUTION INFORMATION

REMITTANCE TYPE	DISTRIBUTION
Taxes Remitted for Period	\$920,921
Advance Payments	\$9,240
Delinquent+Penalties (All)	\$7,794
	\$937,956

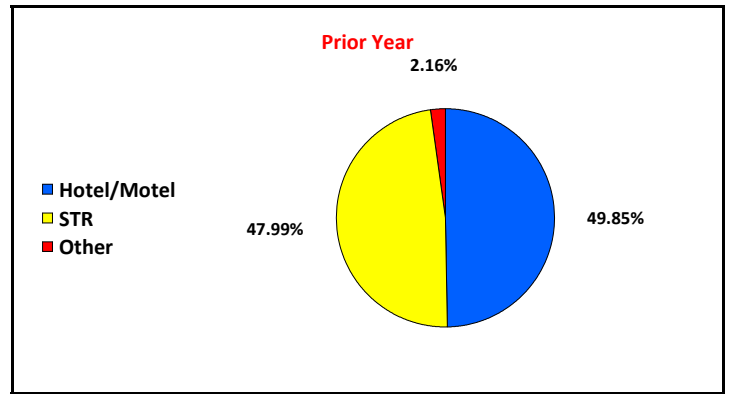
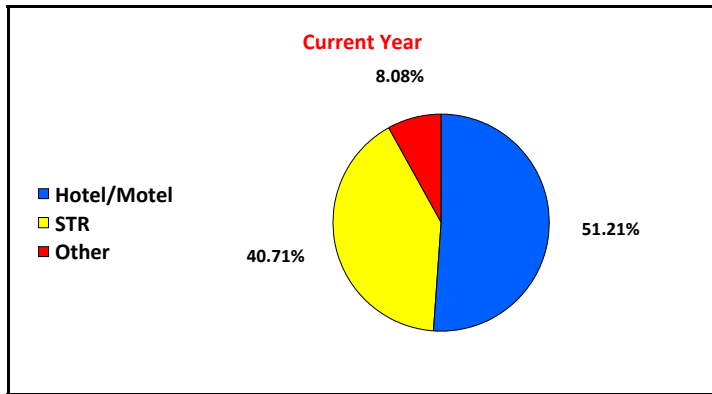
COMPARISON

Total Distribution	\$937,956
Distribution Previous Year	\$882,739
Variance	\$55,217
% of Change	6.26%

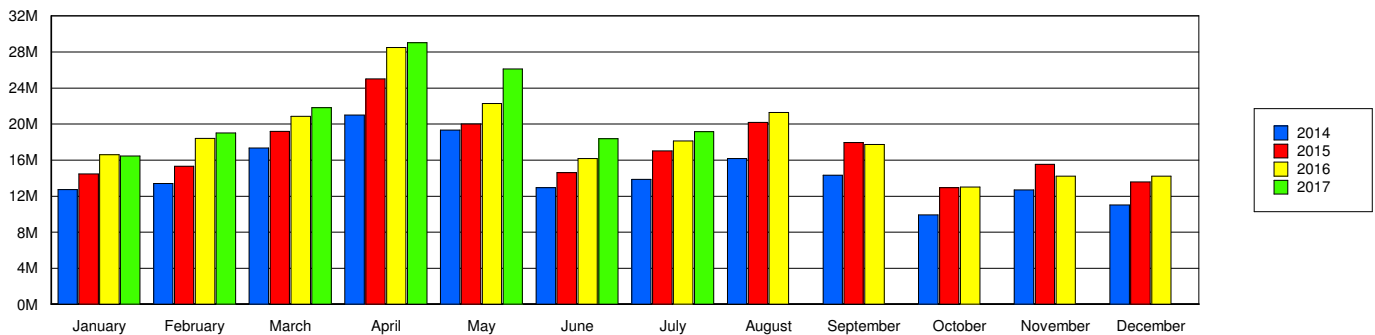
ACCOUNT PERFORMANCE

Status	PAID	UNPAID	PAID %
This Period	6,018	483	92.57%
Prior Year	6,143	442	93.29%

DISTRIBUTION BREAKDOWN



Gross Receipts





JOE G. TEDDER - TAX COLLECTOR FOR POLK COUNTY

Tourist Development Tax Distribution Information

For AUGUST 2017

Month	Year	Gross Receipts By Remittance Month	Taxable Receipts By Remittance Month
July	2014	\$13,871,525	\$13,388,610
August	2014	\$16,175,393	\$15,758,792
September	2014	\$14,327,314	\$13,934,076
October	2014	\$9,916,543	\$9,450,328
November	2014	\$12,711,687	\$12,095,160
December	2014	\$11,017,822	\$10,511,596
January	2015	\$14,463,967	\$14,091,178
February	2015	\$15,306,053	\$14,849,726
March	2015	\$19,208,041	\$18,624,484
April	2015	\$25,002,428	\$23,163,345
May	2015	\$20,006,867	\$19,043,184
June	2015	\$14,608,938	\$14,058,258
July	2015	\$17,018,485	\$16,467,285
August	2015	\$20,180,846	\$19,788,707
September	2015	\$17,951,951	\$17,560,648
October	2015	\$12,952,583	\$12,496,646
November	2015	\$15,544,818	\$15,059,044
December	2015	\$13,595,456	\$13,166,084
January	2016	\$16,597,332	\$16,234,472
February	2016	\$18,420,242	\$17,859,237
March	2016	\$20,862,288	\$20,164,109
April	2016	\$28,501,795	\$26,544,885
May	2016	\$22,286,023	\$21,441,491
June	2016	\$16,168,913	\$15,578,412
July	2016	\$18,137,117	\$17,713,807
August	2016	\$21,298,147	\$20,936,817
September	2016	\$17,734,455	\$17,372,088
October	2016	\$13,018,019	\$12,506,438
November	2016	\$14,218,939	\$13,751,715
December	2016	\$14,230,251	\$13,763,028
January	2017	\$16,463,654	\$16,078,990
February	2017	\$18,996,720	\$18,449,885
March	2017	\$21,818,558	\$21,199,873
April	2017	\$29,013,566	\$27,023,610
May	2017	\$26,103,589	\$25,135,870
June	2017	\$18,383,918	\$17,801,397
July	2017	\$19,142,588	\$18,777,957