



JOE G. TEDDER - TAX COLLECTOR FOR POLK COUNTY

Tourist Development Tax Distribution Information

For JUNE 2016

DISTRIBUTION:	JUNE 2016
REMITTANCE:	MAY 2016
SALES:	APRIL 2016

DISTRIBUTION INFORMATION

REMITTANCE TYPE	DISTRIBUTION
Taxes Remitted for Period	\$1,042,135
Advance Payments	\$6,723
Delinquent+Penalties (All)	\$20,942
	\$1,069,800

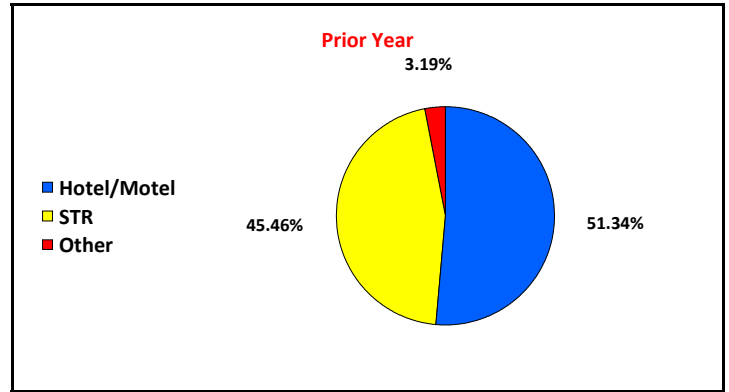
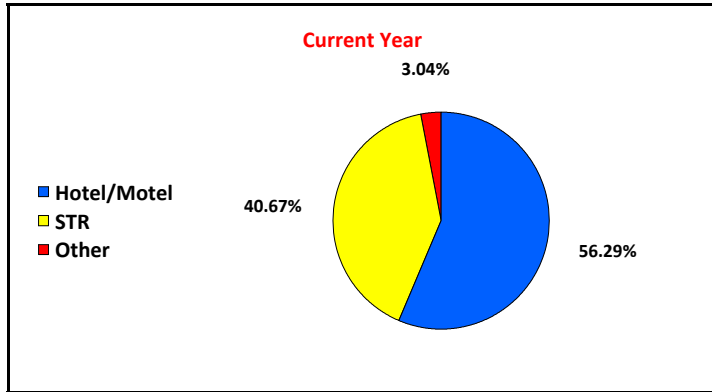
COMPARISON

Total Distribution	\$1,069,800
Distribution Previous Year	\$949,671
Variance	\$120,129
% of Change	12.65%

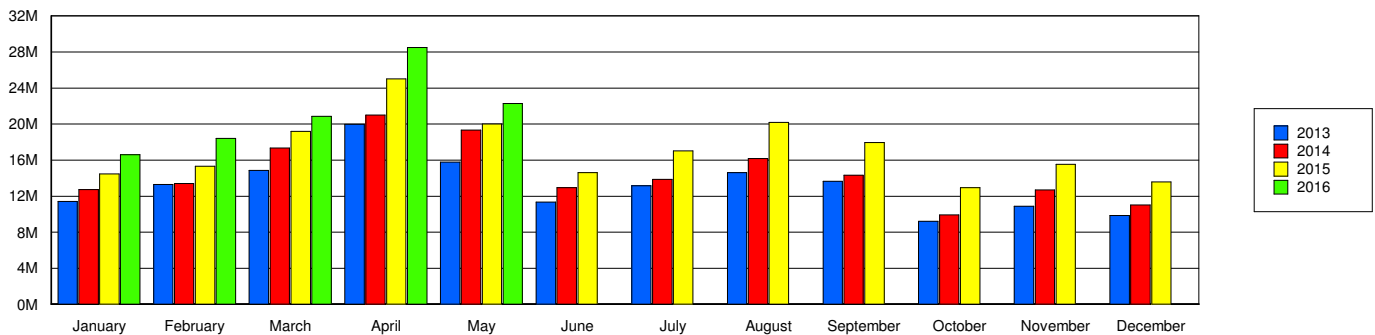
ACCOUNT PERFORMANCE

Status	PAID	UNPAID	PAID %
This Period	6,140	398	93.91%
Prior Year	5,998	450	93.02%

DISTRIBUTION BREAKDOWN



Gross Receipts





JOE G. TEDDER - TAX COLLECTOR FOR POLK COUNTY

Tourist Development Tax Distribution Information

For JUNE 2016

Month	Year	Gross Receipts By Remittance Month	Taxable Receipts By Remittance Month
May	2013	\$15,775,736	\$15,040,424
June	2013	\$11,336,749	\$10,749,703
July	2013	\$13,154,825	\$12,579,408
August	2013	\$14,605,535	\$14,068,921
September	2013	\$13,636,685	\$13,198,027
October	2013	\$9,227,971	\$8,754,370
November	2013	\$10,892,640	\$10,255,909
December	2013	\$9,836,723	\$9,301,976
January	2014	\$12,722,707	\$12,220,231
February	2014	\$13,408,759	\$12,897,173
March	2014	\$17,355,285	\$16,483,090
April	2014	\$20,989,014	\$19,652,051
May	2014	\$19,323,999	\$17,457,392
June	2014	\$12,929,938	\$12,392,277
July	2014	\$13,871,525	\$13,388,610
August	2014	\$16,175,393	\$15,758,792
September	2014	\$14,327,314	\$13,934,076
October	2014	\$9,916,543	\$9,450,328
November	2014	\$12,711,687	\$12,095,160
December	2014	\$11,017,822	\$10,511,596
January	2015	\$14,463,967	\$14,091,178
February	2015	\$15,306,053	\$14,849,726
March	2015	\$19,208,041	\$18,624,484
April	2015	\$25,002,428	\$23,163,345
May	2015	\$20,006,867	\$19,043,184
June	2015	\$14,608,938	\$14,058,258
July	2015	\$17,018,485	\$16,467,285
August	2015	\$20,180,846	\$19,788,707
September	2015	\$17,951,951	\$17,560,648
October	2015	\$12,952,583	\$12,496,646
November	2015	\$15,544,818	\$15,059,044
December	2015	\$13,595,456	\$13,166,084
January	2016	\$16,597,332	\$16,234,472
February	2016	\$18,420,242	\$17,859,237
March	2016	\$20,862,288	\$20,164,109
April	2016	\$28,501,795	\$26,544,885
May	2016	\$22,286,023	\$21,441,491